



THE WORLD'S
FAVOURITE
INDIAN



Bajaj Auto Limited

Akurdi, Pune - 411 035, India.

Tel : +91 20 27472851

Fax : +91 20 27407385

Customer Care : +91 7219821111

Website : www.bajajauto.com

CIN L65993PN2007PLC130076

Spare Parts Catalogue



Notice

All information contained in this manual is based on the latest product information at the time of publication. Bajaj Auto Limited accepts no liability for any inaccuracies or omissions in this publication, although every possible care has been taken to make it as complete and accurate as possible. All procedures and specifications subject to change without prior notice. The right is reserved to make such changes at any time without prior notice and without incurring an obligation to make such changes to product manufactured previously. Contact your authorized Bajaj Dealer for the latest information on product improvements incorporated after this manual was issued.

DOC. NO. : 71112729

REV. 07 APR, 19

Copy rights : All rights reserved. No part of this publicatin may be reproduced, stored in a retrival system, Or transmitted in any form or by any means, electronic mechanical photocopying, recording or otherwise, without the prior written permission of Bajaj Auto LTD.



Foreword

We have pleasure in presenting the Spare Parts Catalogue for 'Pulsar NS160 & Pulsar NS160 Twin Disc' Motorcycle. This catalogue has been specially designed to assist you in selecting the correct parts for procurement to maintain 100% availability.

The Bajaj spares are subjected to the stringent quality control standards to ensure longer life of the vehicle. It is therefore necessary that only the Genuine Bajaj Spares are used.

In a continual effort to improve Performance and Efficiency of the vehicles, Specifications, Diagrams, Illustrations and Part Numbers can change without notice. Consequently, the description in this Spare Parts Catalogue cannot therefore be final and binding on us.

The modifications / alterations which are carried out after the issue of this catalogue, will be conveyed to you through our Service Circulars. You are requested to make necessary corrections in the Parts Catalogue as per the circulars so as to keep your catalogue up-to-date. This will ensure the appropriate and speedy delivery of the Spare Parts as the order placed will bear the latest part numbers.

In case, if you need any technical assistance contact the concerned Regional Office or write to us on the following address :

Bajaj Auto Limited
Service Department
Akurdi, Pune 411 035 India



Instructions

1. How to Read the Catalogue : Open the catalogue and from the pictorial index locate the group in which the part you want to find is present. Turn over to the concerned page number (as given by pictorial index). Now find out the figure of the part you wish to order. Write down the part number against that particular figure number from the text.

In case, if you have the part number and you need the other details, the part index can be used. The part index (at the end of the catalogue) will give you the figure and page number of the part you wish to order.

2. How to Order Spare Parts : The part number and the description of the part required should be invariably mentioned in the order as per the catalogue text.

The latest part number as conveyed through our service circulars should only appear on the order. In case of ordering painted components, colour shade of the components should be mentioned.

The quantity shown against the part number is the quantity per vehicle for that group so that particular quantity should be multiplied by the number of sets required.

3. Part Number System : We have used 8 digit system for part numbers. The model or hardware item is indicated by first two digits or alphanumeric, the next two or four digits indicate main group and the last four or two digits indicate serial number in main group or serial number or subgroup of fastener respectively. Thus the part numbers will be indicated by 2-2-4 or 2-4-2 digit system. Understanding this system will enable you to identify the spare parts easily.

4. Abbreviations : The following abbreviations are used in this catalogue.

Assly	Assembly	V	Volts
N.I.	Not illustrated	W	Watts
C'case	Crankcase	Accl.	Accelerator
Cyl	Cylinder	Comp.	Complete
O/s	Over size	Fr.	Front
Rr.	Rear	Std.	Standard
L	Length	A/t.	Alternate
R.H.	Right hand	L.H.	Left hand
Hex.	Hexagonal	AR	As required

Plate No.	Description	Page No.
1	Cover Cylinder Head	2
2	SAI System	4
3	Cylinder Head	6
4	Valve	8
5	Camshaft / Tensioner	10
6	Cylinder and Piston	12
7	Crankshaft	14
8	Transmission	16
9	Transmission - Twin Disc	18
10	Change Drum / Shift Fork	20
11	Gear Change Mechanism	22
12	Crankcase LH	24
13	Engine Assembly / Crankcase RH	26
14	Balancer Idler Gear / Oil Pump Assembly	28
15	Cover Clutch	30 - 32
16	Cover Magneto	34
17	Clutch Assembly	36
18	Carburettor	38
19	Kick Starter Mechanism	40
20	Air Cleaner Complete	42
21	EVAP Mechanism	44
22	Silencer Assembly	46
23	Starter Assembly	48
24	Magneto, CDI & H.T. Coil	50
25	Seat Assembly / Seat Lock	52
26	Engine Mountings	54
27	Frame and Frame Fitting	56
28	Swing Arm / Rear Shock Absorber	58
29	Pillion Foot Rest / Holder	60 - 62
30	Mudguard - Front & Rear	64
31	Stand Assembly	66
32	Tube / Tyre / Rim	68

Plate No.	Description	Page No.
33	Front Hub	70
34	Front Master Cylinder	72
35	Front Disc Brake	74
36	Rear Hub	76 - 78
37	Rear Master Cylinder	80
38	Rear Caliper Assembly	82
39	Rear Brake Pedal	84 - 86
40	Anti Lock Brake System	88
41	Handle Bar Assembly	90
42	Front Fork	92 - 94
43	Oil Cooler Assembly	96 - 98
44	Petrol Tank, Cap Tank & Gauge Fuel	100 - 102
45	Fittings - Petrol Tank Cover, Side Covers & Cover Seat	104 - 106
46	Meter Assembly	108
47	Control Cables	110
48	Chain Case	112 - 114
49	Head Lamp & Fairing	116 - 118
50	Indicator Light Assembly	120
51	Number Plate / Tail Lamp Assembly	122 - 124
52	Electrical Equipments	126 - 128
53	Tool Kit	130
54	Accessories / Grab Handle	132
55	Painted Parts and Decals	134 - 138
56	Consumable Parts	140 - 142
	Kits List	143 - 148
	Amendment Sheet (Parts Added)	149
	Amendment Sheet (Parts Deleted)	150
	Part Index	151 - 170

Pictorial Index

PLATE NO. : 1 COVER CYLINDER HEAD	PAGE NO. 1	PLATE NO. : 2 SAI SYSTEM	PAGE NO. 3

PLATE NO. : 3 CYLINDER HEAD	PAGE NO. 5	PLATE NO. : 4 VALVE	PAGE NO. 7

Pictorial Index

PLATE NO. : 5 CAMSHAFT / TENSIONER	PAGE NO. 9	PLATE NO. : 6 CYLINDER & PISTON	PAGE NO. 11

PLATE NO. : 7 CRANKSHAFT	PAGE NO. 13	PLATE NO. : 8 TRANSMISSION	PAGE NO. 15

Pictorial Index

PLATE NO. : 9 TRANSMISSION - TWIN DISC	PAGE NO. 17
---	----------------

PLATE NO. : 10 CHANGE DRUM / SHIFT FORK	PAGE NO. 19
--	----------------

PLATE NO. : 11 GEAR CHANGE MECHANISM	PAGE NO. 21
---	----------------

PLATE NO. : 12 CRANKCASE LH	PAGE NO. 23
--------------------------------	----------------

Pictorial Index

PLATE NO. : 13 ENGINE ASSLY & CRANKCASE RH	PAGE NO. 25
---	----------------

PLATE NO. : 14 BALANCER IDLER GEAR / OIL PUMP ASSEMBLY	PAGE NO. 27
---	----------------

PLATE NO. : 15 COVER CLUTCH	PAGE NO. 29 - 31
--------------------------------	---------------------

PLATE NO. : 16 COVER MAGNETO	PAGE NO. 33
---------------------------------	----------------

Pictorial Index

PLATE NO. : 17
CLUTCH ASSEMBLY

PAGE NO.
35

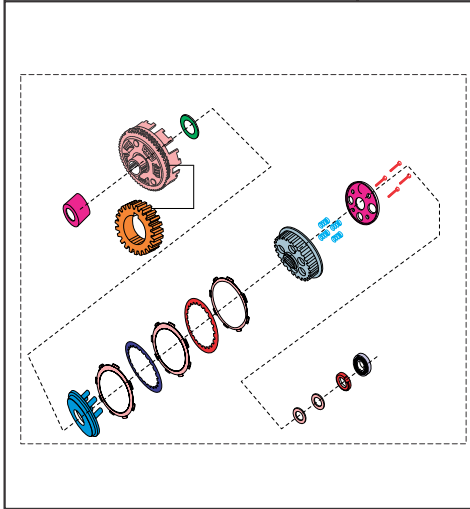


PLATE NO. : 18
CARBURETTOR

PAGE NO.
37

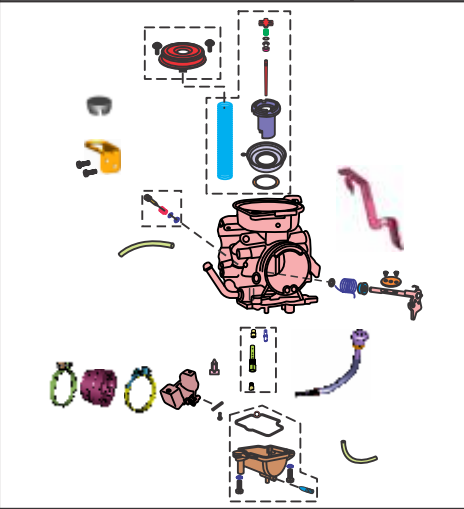


PLATE NO. : 19
KICK STARTER MECHANISM

PAGE NO.
39

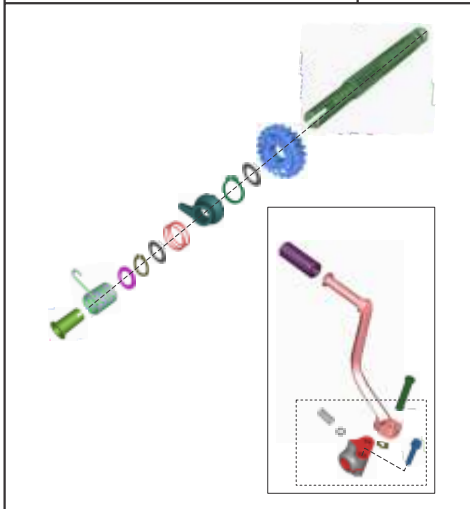
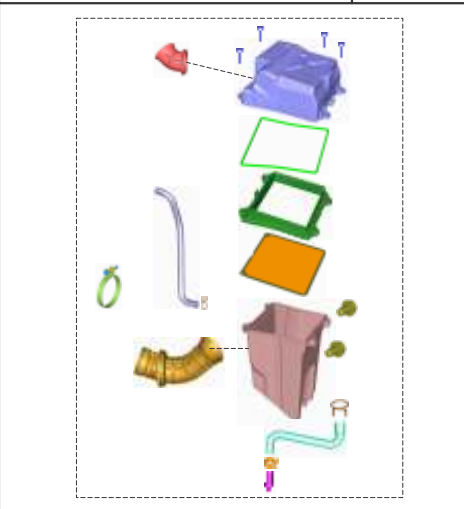


PLATE NO. : 20
AIR CLEANER COMPLETE

PAGE NO.
41



Pictorial Index

PLATE NO. : 21
EVAP MECHANISM

PAGE NO.
43

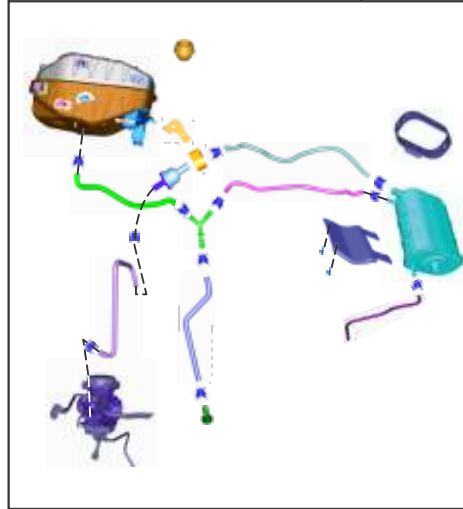


PLATE NO. : 22
SILENCER ASSEMBLY

PAGE NO.
45

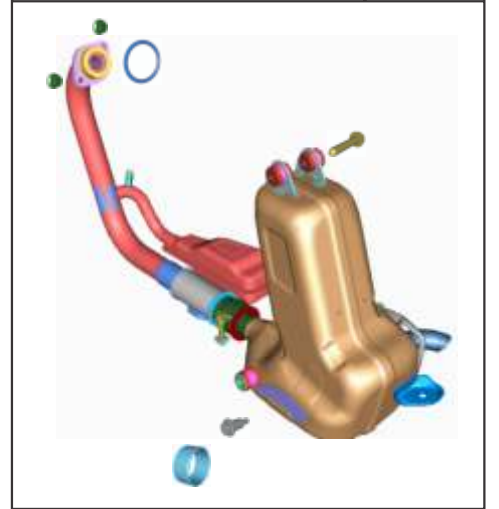


PLATE NO. : 23
STARTER ASSEMBLY

PAGE NO.
47

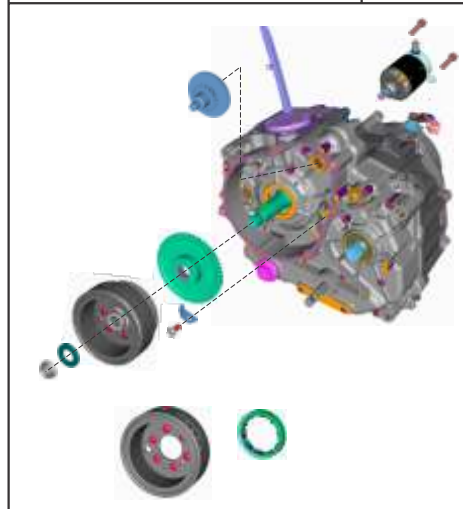



PLATE NO. : 24
MAGNETO, CDI & H.T. COIL

PAGE NO.
49



Pictorial Index

PLATE NO. : 25 SEAT ASSEMBLY / SEAT LOCK	PAGE NO. 51

PLATE NO. : 26 ENGINE MOUNTINGS	PAGE NO. 53

PLATE NO. : 27 FRAME AND FRAME FITTING	PAGE NO. 55

PLATE NO. : 28 SWING ARM / REAR SHOCK ABSORBER	PAGE NO. 57

Pictorial Index

PLATE NO. : 29 PILLION FOOT REST / HOLDER	PAGE NO. 59 - 61

PLATE NO. : 30 MUDGUARD - FRONT & REAR	PAGE NO. 63

PLATE NO. : 31 STAND ASSEMBLY	PAGE NO. 65

PLATE NO. : 32 TUBE / TYRE / RIM	PAGE NO. 67

Pictorial Index

PLATE NO. : 33
FRONT HUB

PAGE NO.
69

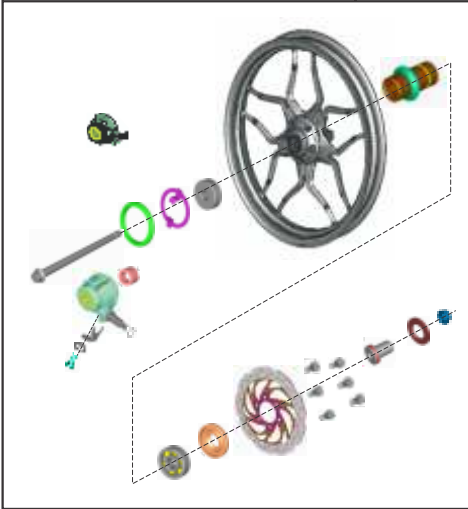


PLATE NO. : 34
FRONT MASTER CYLINDER

PAGE NO.
71

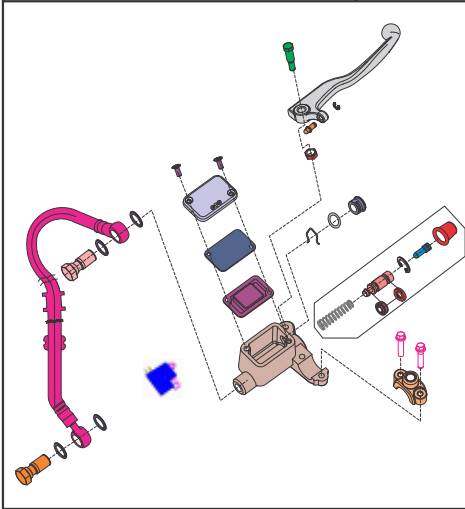


PLATE NO. : 35
FRONT DISC BRAKE

PAGE NO.
73

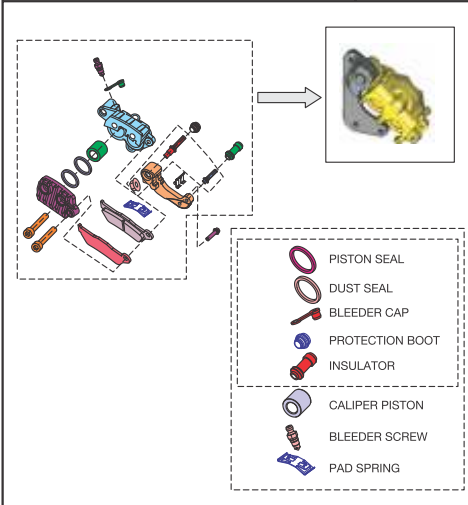
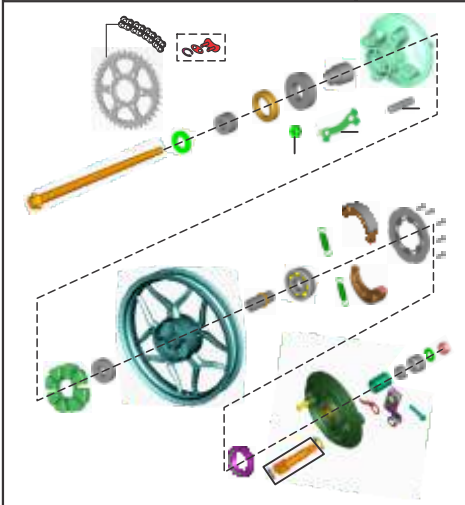


PLATE NO. : 36
REAR HUB

PAGE NO.
75 - 77



Pictorial Index

PLATE NO. : 37
REAR MASTER CYLINDER

PAGE NO.
79



PLATE NO. : 38
REAR CALIPER ASSEMBLY

PAGE NO.
81



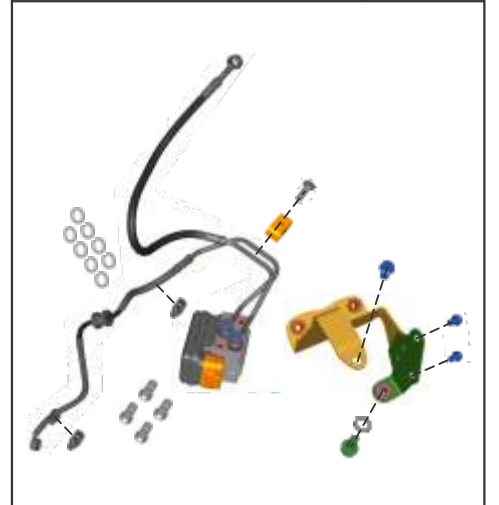
PLATE NO. : 39
REAR BRAKE PEDAL

PAGE NO.
83 - 85



PLATE NO. : 40
ANTI LOCK BRAKE SYSTEM

PAGE NO.
87



Pictorial Index

PLATE NO. : 41
HANDLE BAR ASSEMBLY

PAGE NO.
89

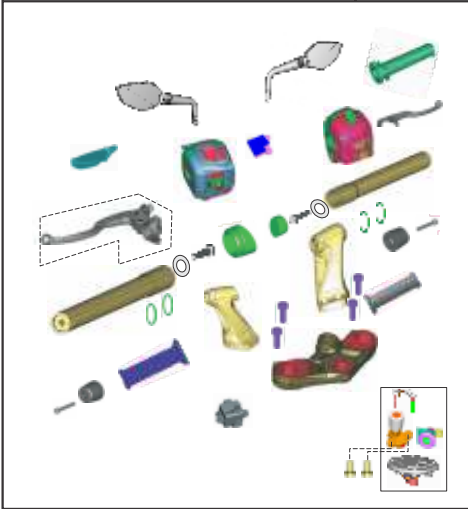


PLATE NO. : 42
FRONT FORK

PAGE NO.
91 - 93

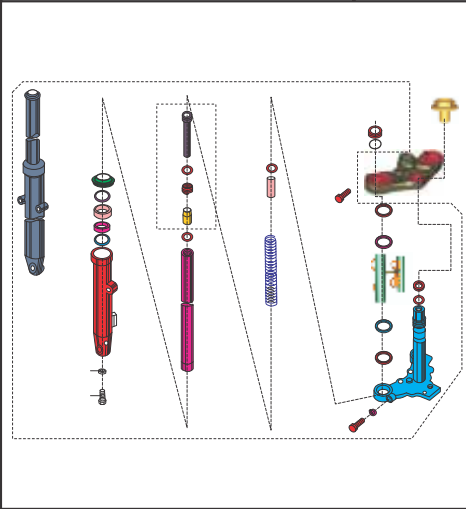


PLATE NO. : 43
OIL COOLER ASSEMBLY

PAGE NO.
95 - 97

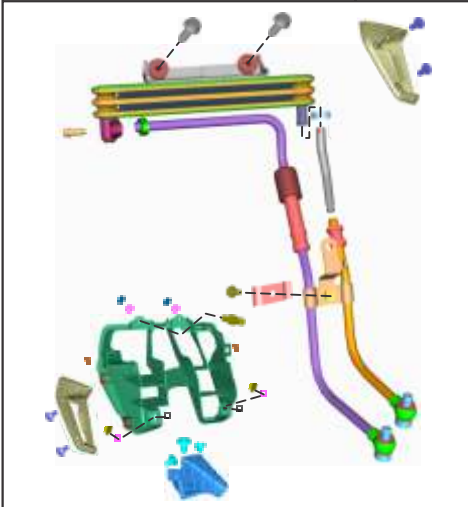
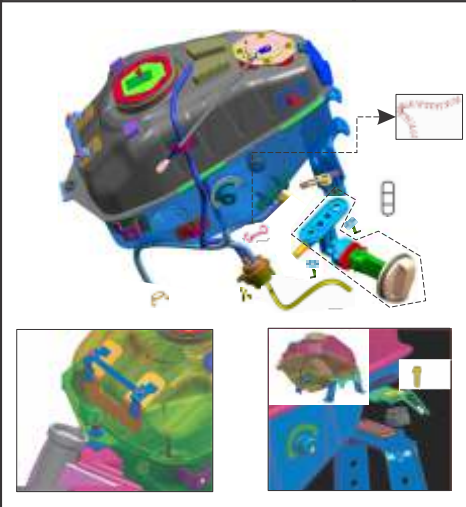


PLATE NO. : 44
PETROL TANK, CAP TANK &
GAUGE FUEL

PAGE NO.
99 - 101



Pictorial Index

PLATE NO. : 45
FITTINGS - PETROL TANK COVER,
SIDE COVERS & COVER SEAT

PAGE NO.
103 - 105

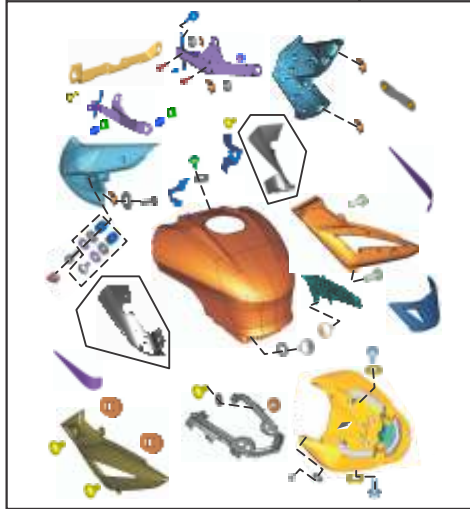


PLATE NO. : 46
METER ASSEMBLY

PAGE NO.
107




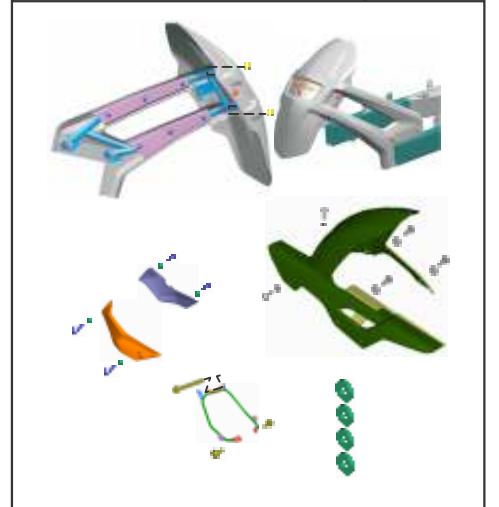
PLATE NO. : 47
CONTROL CABLES

PAGE NO.
109



PLATE NO. : 48
CHAIN CASE

PAGE NO.
111 - 113



Pictorial Index

PLATE NO. : 49 HEAD LAMP & FAIRING	PAGE NO. 115 - 117

PLATE NO. : 50 INDICATOR LIGHT ASSEMBLY	PAGE NO. 119

PLATE NO. : 51 NUMBER PLATE / TAIL LAMP ASSEMBLY	PAGE NO. 121 - 123

PLATE NO. : 52 ELECTRICAL EQUIPMENTS	PAGE NO. 125 - 127

Pictorial Index

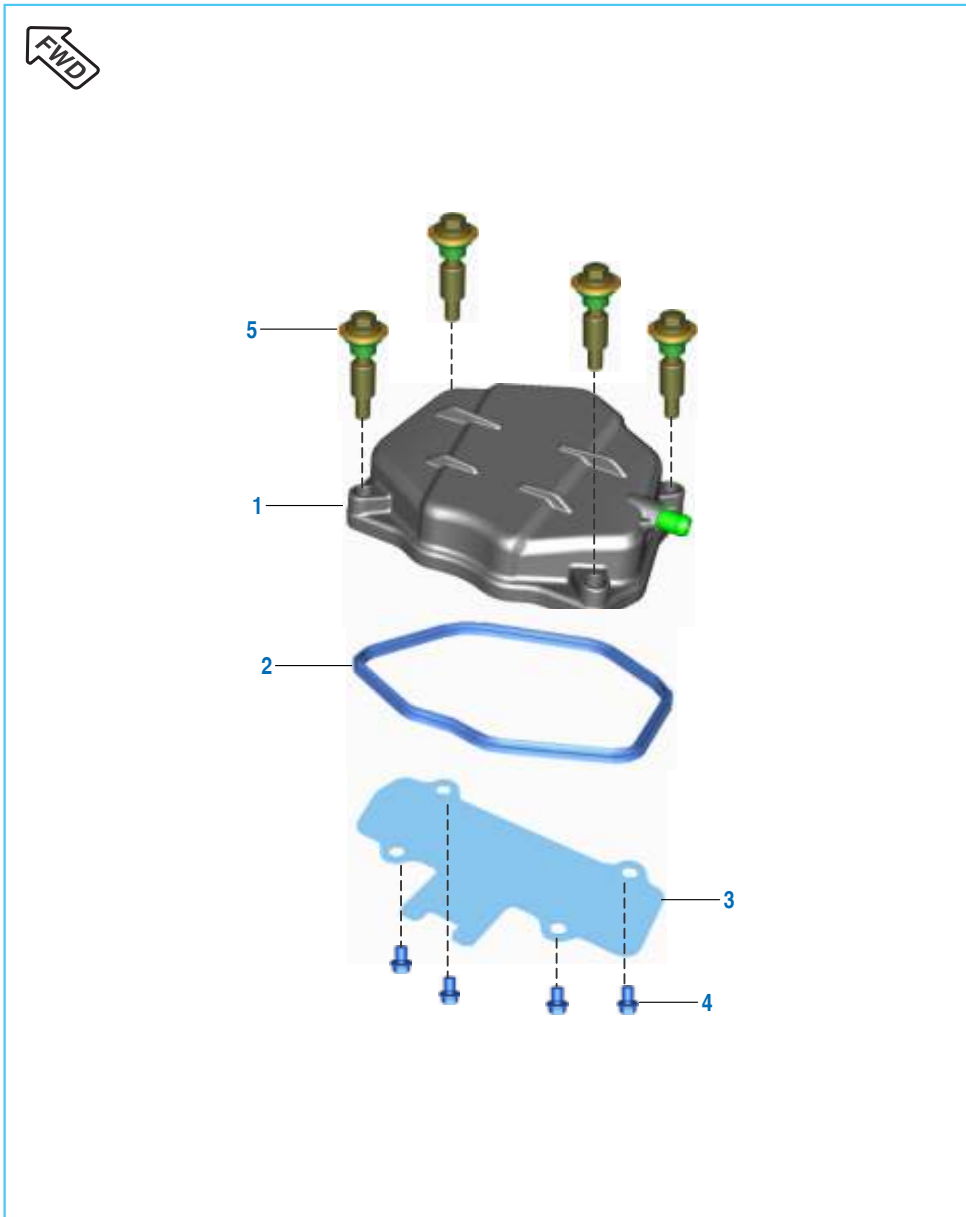
PLATE NO. : 53 TOOL KIT	PAGE NO. 129

PLATE NO. : 54 ACCESSORIES / GRAB HANDLE	PAGE NO. 131

PLATE NO. : 55 PAINTED PARTS AND DECALS	PAGE NO. 133 - 137

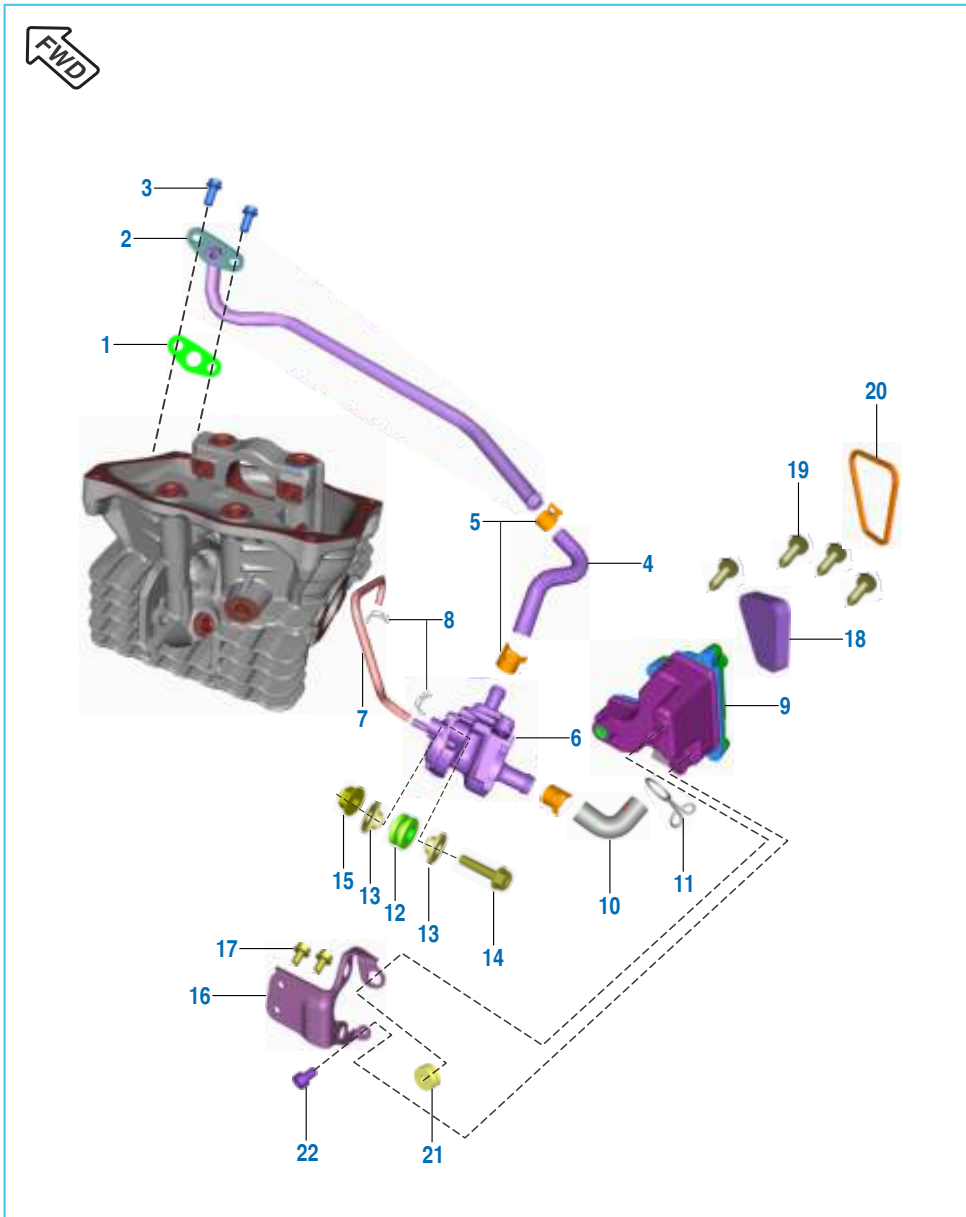
PLATE NO. : 56 CONSUMABLE PARTS	PAGE NO. 139 - 141

Cover Cylinder Head



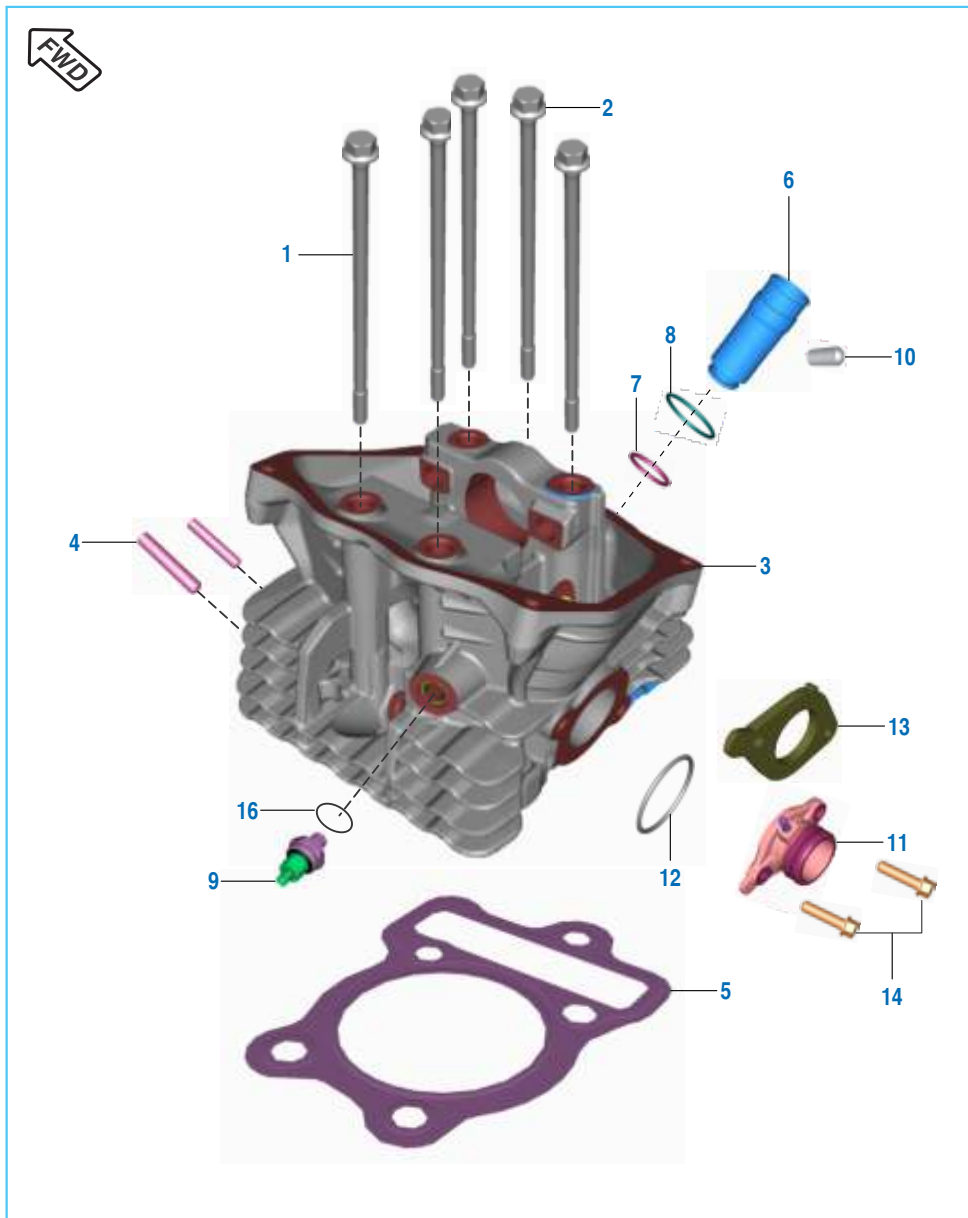
No.	Part No.	Description	Qty.		Remarks
			Front Disc	Twin Disc	
1	52 JE00 74	Cover Cylinder Head	1	1	
2	JE 5110 38	Gasket Cover Cylinder Head	1	1	
3	JE 5110 40	Gasket Breather Head Cover	1	1	
4	LA E000 26	Bolt Flange Small	4	4	
5	JE 5110 53	Assembly Bolt Head Cover	4	4	

SAI System



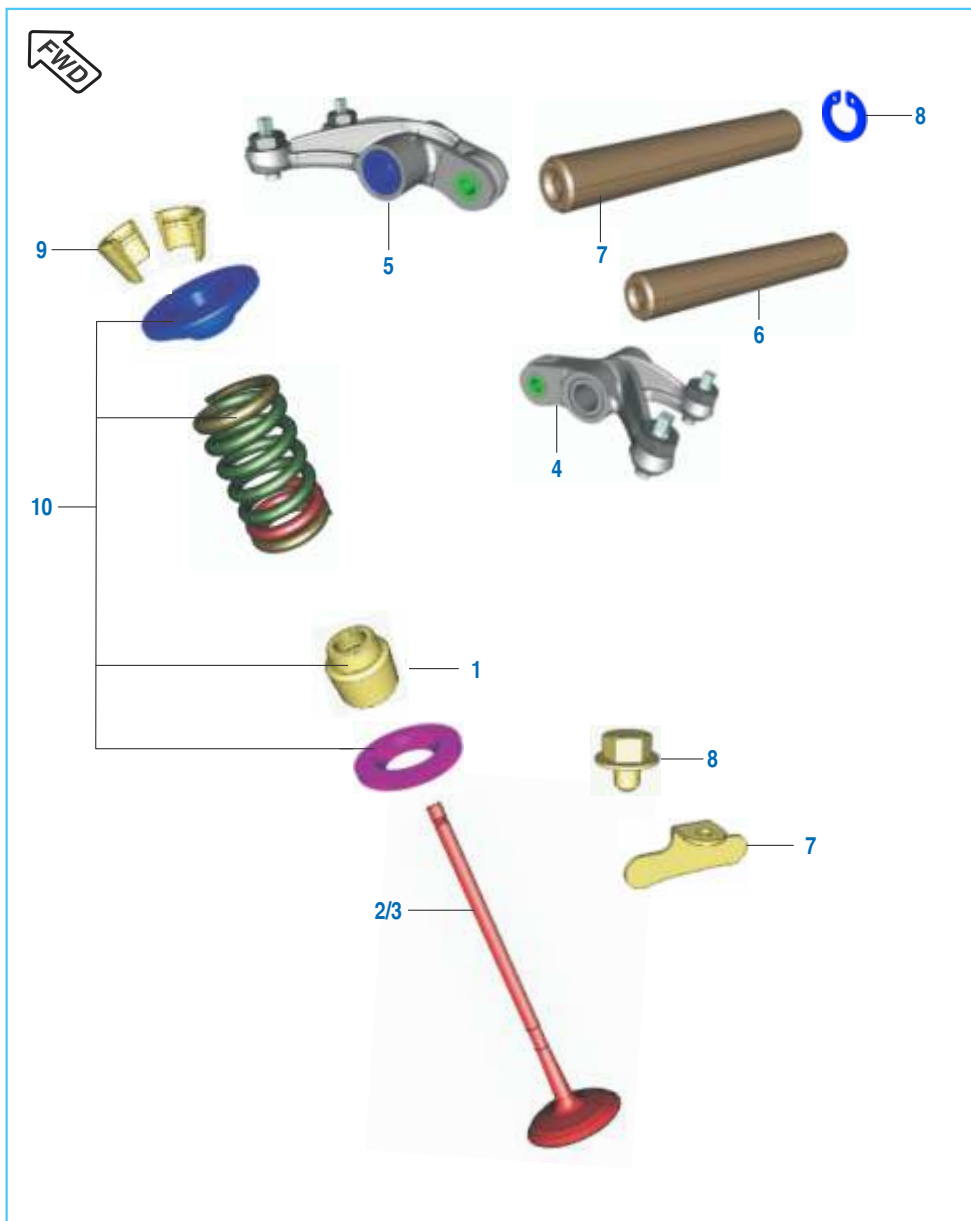
No.	Part No.	Description	Qty.		Remarks
			Front Disc	Twin Disc	
1	JE 5110 78	Gasket SAI Flange	1	1	EC-A17JEENA1126
2	JE 5811 07	Tube Outlet SAI	1	-	
	JE 5810 53	Tube Outlet SAI	1	1	
3	KA EG06 14	Bolt Flanged Small	1	1	
4	JE 5810 60	Hose Connector SAI	1	1	
5	JL 5810 66	Clamp SAI Pipe	3	3	
6	JH 5822 00	Assembly SAI Unit	1	1	
7	JE 5810 55	Hose Pipe SAI Inlet	1	1	
8	DG 1210 03	Clamp	2	2	
9	JE 5810 75	Assembly Air Filter Secondary	1	1	
10	JE 5810 54	Hose Intake SAI	1	1	
11	JY 5810 28	Clamp	1	1	
12	JD 1138 14	Grommet Sai Unit	2	2	
13	JD 1138 15	Sleeve Sai Unit	4	4	
14	KA DD06 30	Bolt Flanged	2	2	
15	KC GF06 06	Nut Hex Flanged	2	2	
16	JF 1138 15	Bracket SAI Mtg. Loose	1	1	
17	KA DD06 10	Bolt Flanged	2	2	
18	JE 5810 76	Foam Element Sec. Air Filter	1	1	
19	KB RA48 19	Screw Tapping Pan Cross	4	4	
20	JE 5826 06	Seal Sai Filter	1	1	
21	JG 1138 06	Grommet expansion tank	-	1	
22	KA CF05 08	Bolt socket - M5	-	1	

Cylinder Head



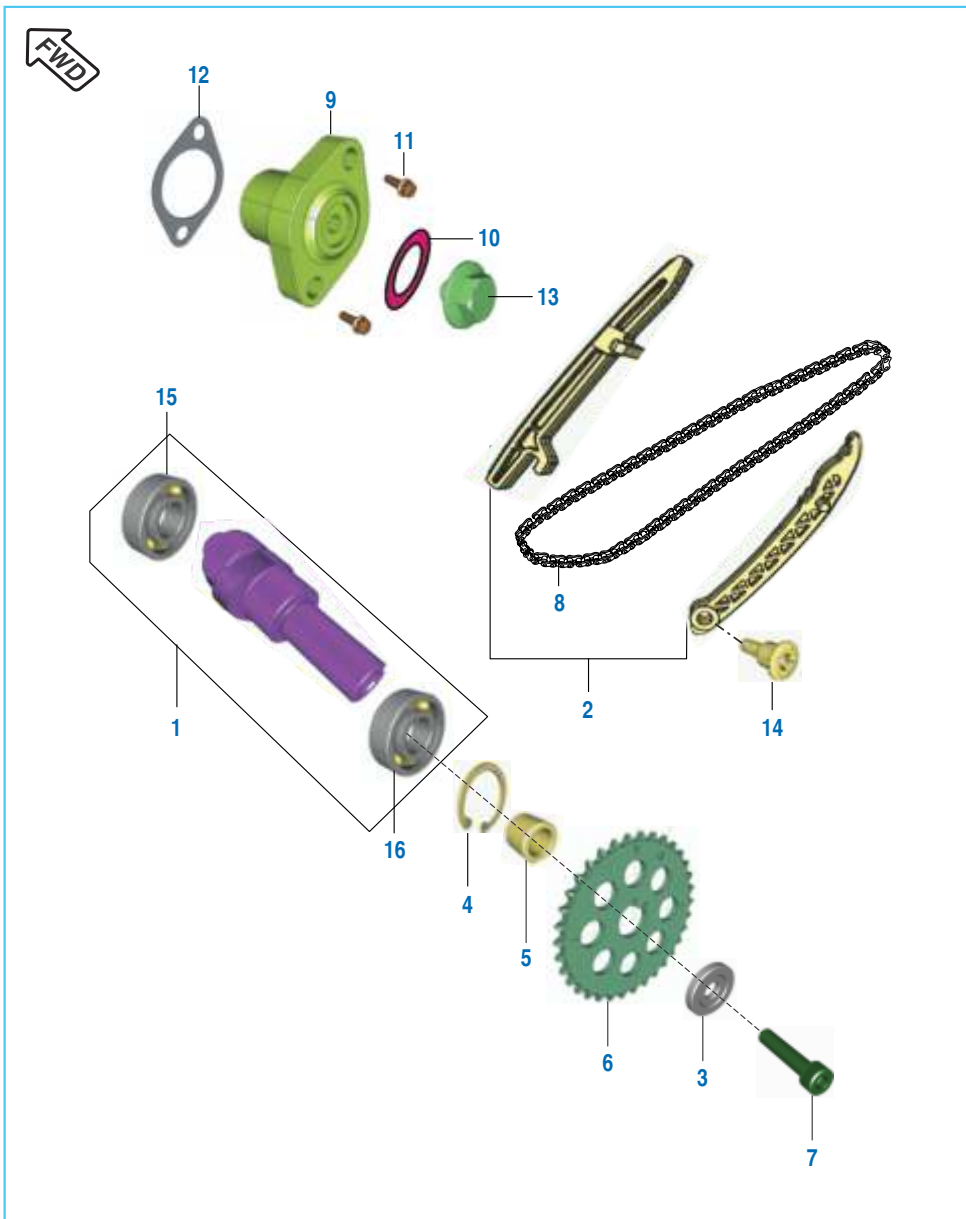
No.	Part No.	Description	Qty.		Remarks
			Front Disc	Twin Disc	
1	JE 5110 47	Bolt Cylinder Head K11	4	4	
2	59 0400 50	Flanged Bolt M8 x 1 x 148L	1	1	
3	36 JF01 34	Kit Cylinder Head Assembly	1	1	Refer Kit List
4	39 1660 05	Stud - M8	1	1	
5	JE 5110 85	Gasket Cylinder Head K11 UG	1	1	
6	JF 5110 52	Sleeve Spark Plug	1	1	
7	KJ AC18 24	'O' Ring Sleeve	1	1	
8	39 1283 21	'O' Ring Sleeve	1	1	
9	JE 3514 00	Oil Pressure Switch	1	1	
10	39 2608 01	Grub Screw	1	1	
11	JE 5814 23	Assembly Manifold SAI	1	1	
12	LJ A000 10	Ring - O	1	1	
13	JE 5814 26	Insulator Manifold	1	1	
14	39 1674 04	Bolt M6 x 25 Silver Colour	2	-	
	JV 5412 18	Bolt M6 x 25 Silver colour	-	2	
	KA ED06 25	Bolt flanged small	-	2	For ABS Model
15	JL 4022 19	Pigtail Oil Pressure Switch	1	1	N.I.
16	DK 1013 40	O Ring Oil Pressure Switch	1	1	

Valve



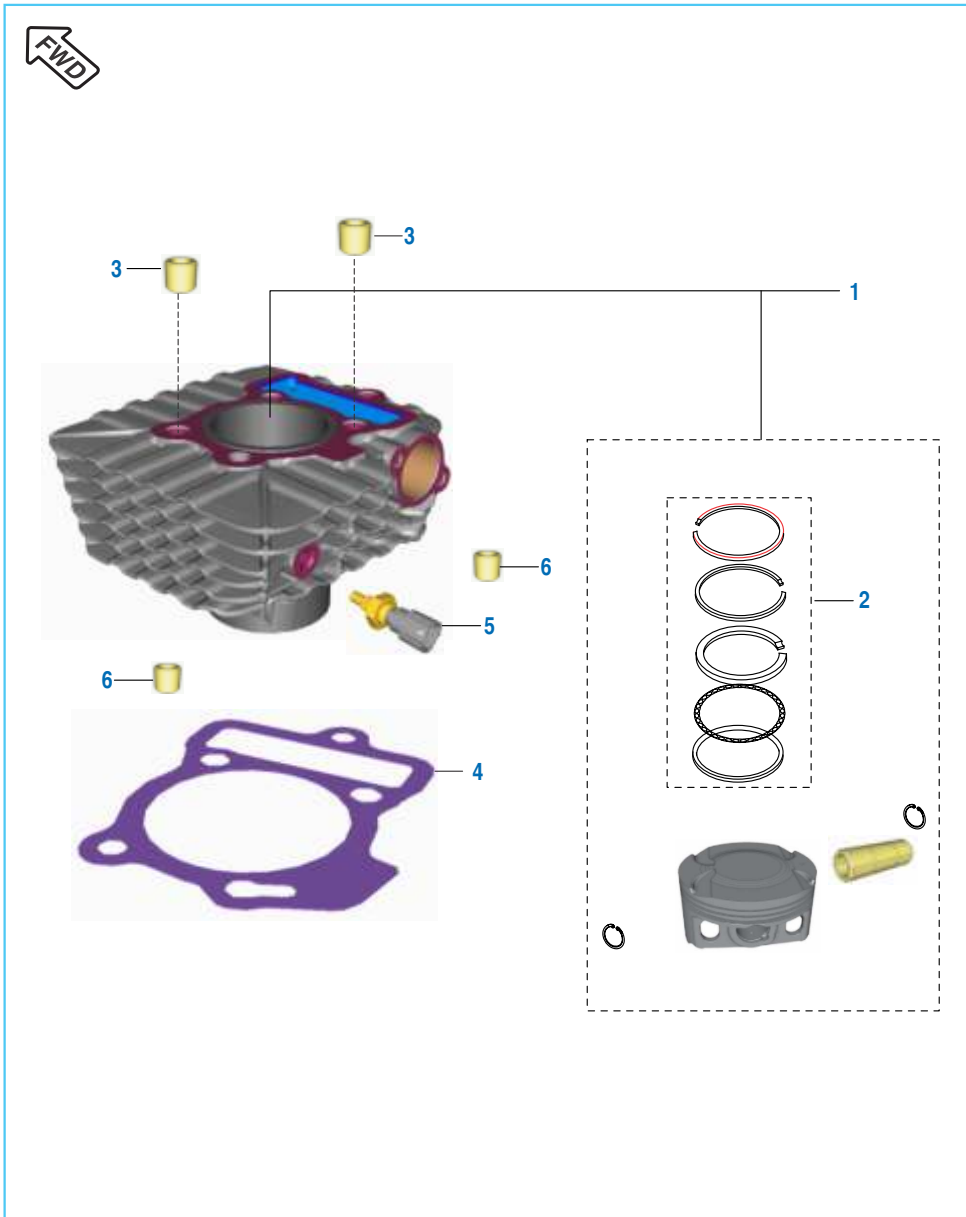
No.	Part No.	Description	Qty.		Remarks
			Front Disc	Twin Disc	
1	39 2017 19	Seal Valve Stem	4	4	
2	JE 5112 08	Valve Intake	2	2	
3	JE 5112 09	Valve Exhaust	2	2	
4	JE 5112 12	Assembly Intake Rocker Arm	1	1	
5	JE 5112 13	Assembly Exhaust Rocker Arm	1	1	
6	JE 5112 21	Shaft Rocker Intake	1	1	
7	JE 5112 25	Shaft Rocker Exhaust	1	1	
8	JE 5110 60	Circlip Internal	1	1	
9	DG 1010 29	Cotter Valve	8	8	
10	36 JF00 25	Kit Valve Repair	1	1	Refer Kit List

Camshaft / Tensioner



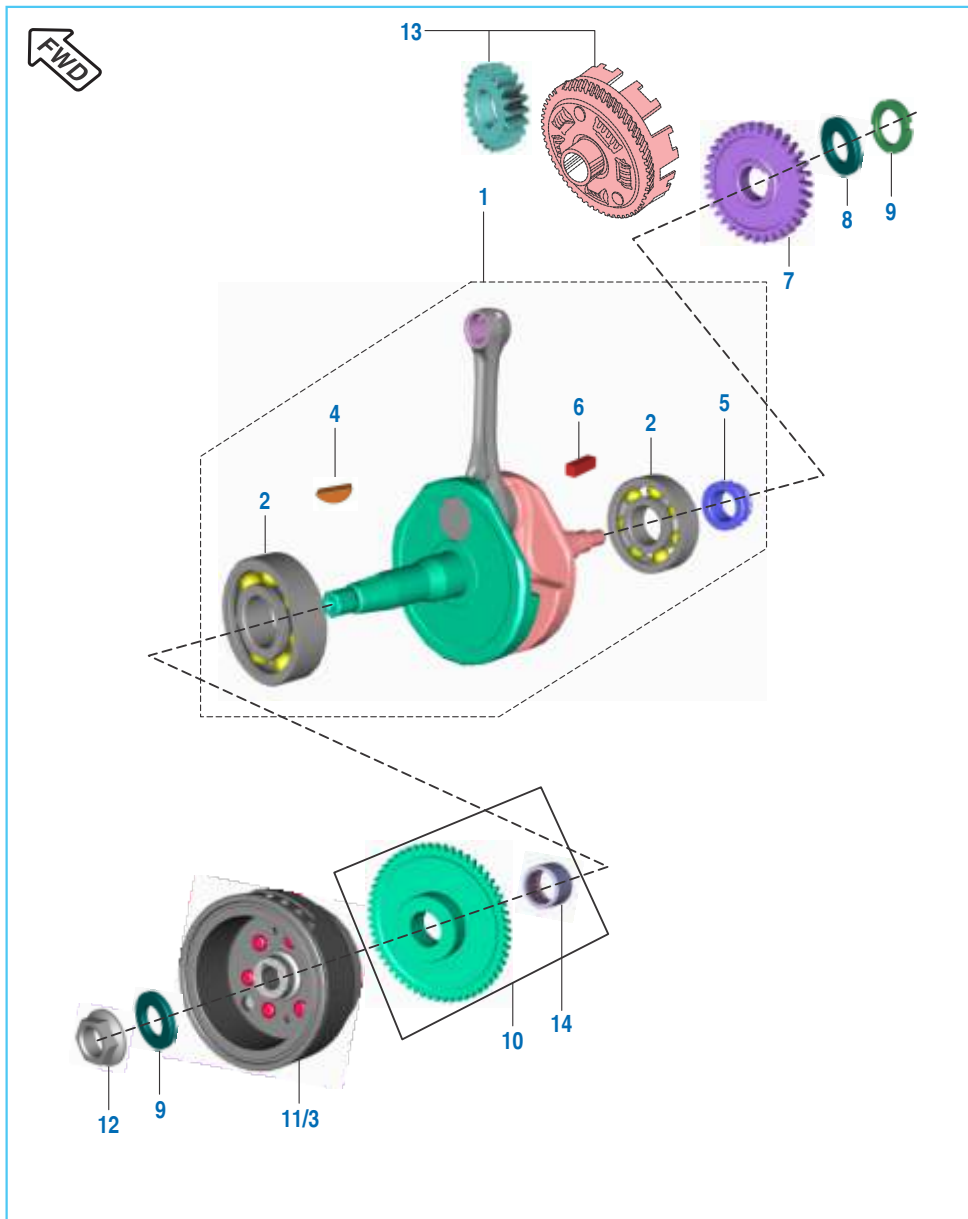
No.	Part No.	Description	Qty.		Remarks
			Front Disc	Twin Disc	
1	JE 5112 51	Assembly Camshaft	1	1	
2	36 JF00 05	Kit Chain Guide	1	1	Refer Kit List
3	DH 1010 48	Special Camshaft Washer	1	1	
4	39 0594 17	Internal Circlip	1	1	
5	JE 5112 41	Spacer Cam (Silent Chain)	1	1	
6	JE 5112 34	Sprocket Camshaft	1	1	
7	DK 1013 86	Hexagon Socket Head Bolt	1	-	
	59 0400 31	Hexagon socket head cap bolt	-	1	
8	JE 5112 33	Cam Shaft Silent Chain	1	1	
9	JE 5210 16	Tensioner Chain	1	1	
10	39 2669 21	Ring - O (Tensioner Bolt)	1	1	
11	39 1673 04	Bolt Silver Colour M6 x 20	2	-	
	JV 5412 17	Bolt M6 x 20 silver colour	-	2	
	KA ED06 20	Bolt flanged small	-	2	For ABS Model
12	CS 1011 28	Gasket	1	1	
13	DD 1010 62	Bolt Chain Tensioner	1	-	
	JV 5210 06	BOLT M6 CHAIN TENSIONER	-	1	
14	DH 1013 92	Chain Guide Pivot Bolt	1	1	
15	LP B000 07	Bearing ball	-	1	For ABS Model
16	LP B000 04	Bearing ball	-	1	For ABS Model

Cylinder and Piston



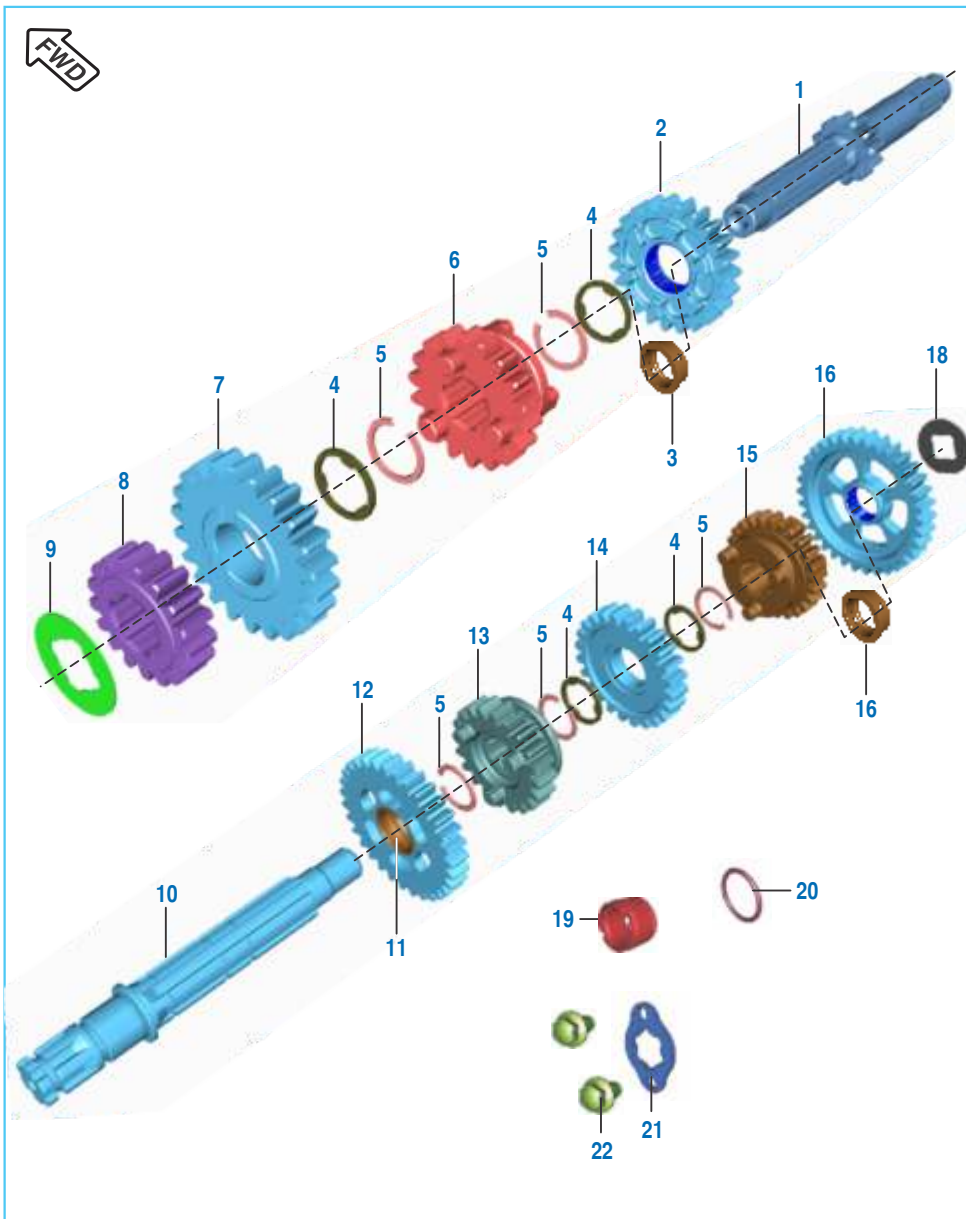
No.	Part No.	Description	Qty.		Remarks
			Front Disc	Twin Disc	
1	36 JF01 17	Kit Cylinder Block Piston Assly.	1	1	Refer Kit List
2	36 JF00 42	Kit Piston Rings	1	1	Refer Kit List
3	39 2181 06	Pin - Hollow Dowel 14 X 20	2	2	
4	JE 5210 30	Gasket Cylinder Block	1	1	
5	JE 3514 03	Sensor Temperature Engine	1	1	
6	39 1000 06	Hollow Dowel Pin	2	2	

Crankshaft



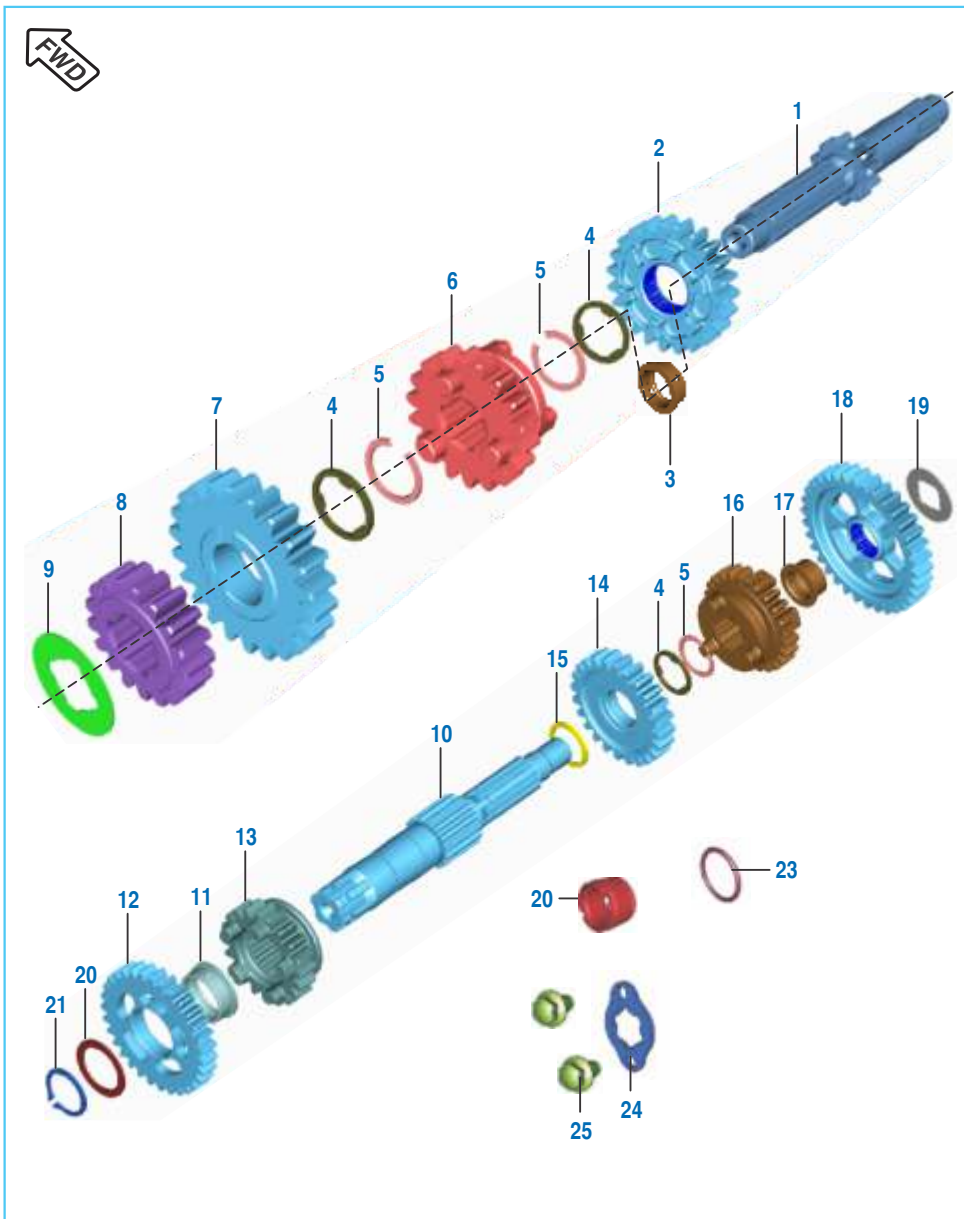
No.	Part No.	Description	Qty.		Remarks
			Front Disc	Twin Disc	
1	JE 5310 40	Crankshaft Assembly	1	-	Refer Kit List
	JE 5310 52	Crankshaft Assembly	-	1	
2	39 2561 20	Bearing Ball	2	2	
3	JE 3510 36	Rotor assembly W/O clutch	-	1	
4	31 1011 73	Key-Woodruff	1	1	
5	JE 5310 33	Sprocket Crankshaft	1	1	
6	LF B000 01	Key Sunk	1	1	
7	JE 5512 13	Balancer Drive Gear	1	1	
8	LD A000 25	Washer Plain	2	2	
9	LC D000 01	Nut Sprocket Drive Lock	1	1	
10	JE 6214 04	Assembly Gear Starter Clutch	1	-	
	JE 6214 09	Gear assembly starter clutch	-	1	
11	JE 3510 18	Assembly Rotor With Clutch	1	-	
	JE 3510 35	Assembly rotor with clutch	-	1	
12	59 1500 14	Nut Hex	1	1	
13	36 JF01 33	Kit Primary Drive And Driven	1	-	
14	JE 6214 11	Bearing needle	-	1	

Transmission



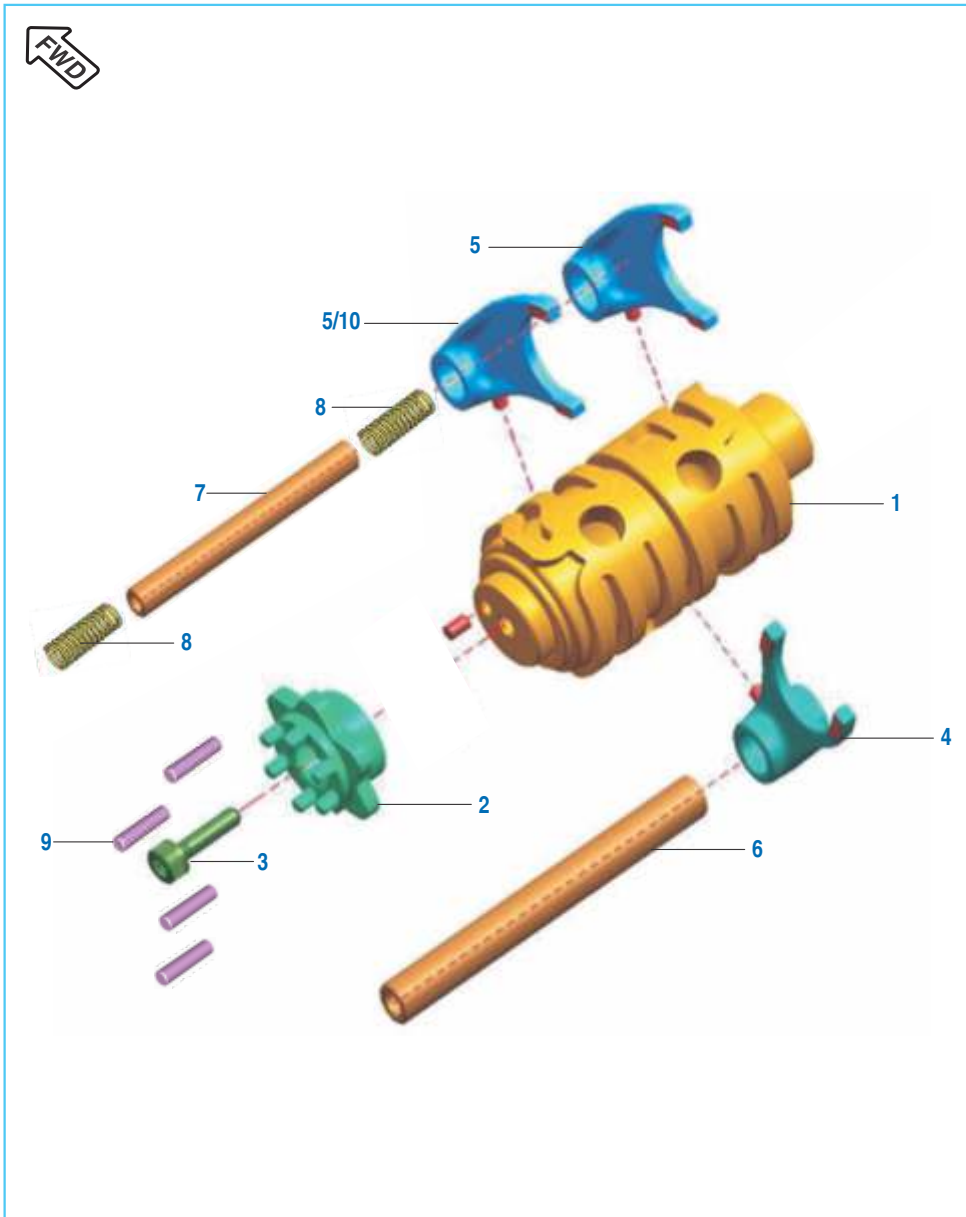
No.	Part No.	Description	Qty.		Remarks
			Front Disc	Twin Disc	
1	JE 5510 01	Shaft Input	1	-	
2	JE 5512 02	Gear 4th Drive	1	-	
3	JZ 5512 10	Bush Gear 2nd Driven	1	-	
4	JA 5510 02	Spline Washer	4	-	
5	39 0987 17	Ring Snap	5	-	
6	JE 5512 01	Gear 3rd Drive	1	-	
7	JE 5512 03	Gear 5th Drive	1	-	
8	JE 5512 00	Gear 2nd Drive	1	-	
9	JA 5510 04	Washer Thrust 2nd Drive	1	-	
10	JZ 5510 08	Shaft Output Forging Route	1	-	
11	JZ 5512 10	Bush Gear 2nd Driven	1	-	
12	JE 5512 05	Gear 2nd Driven	1	-	
13	JE 5512 08	Gear 5th Driven	1	-	
14	JE 5512 06	Gear 3rd Driven	1	-	
15	JE 5512 16	Gear 4th Driven	1	-	
16	JZ 5512 05	Bush 1st Driven	1	-	
17	JE 5512 15	Gear 1st Driven	1	-	
18	JA 5510 08	Washer Thrust	1	-	
19	JA 5510 09	Collar Sprocket Drive	1	-	
20	59 2100 24	O - Ring	1	-	
21	DU 1012 13	Plate Lock - Sprocket Output	1	-	
22	LA C000 69	Bolt Socket	2	-	

Transmission - Twin Disc



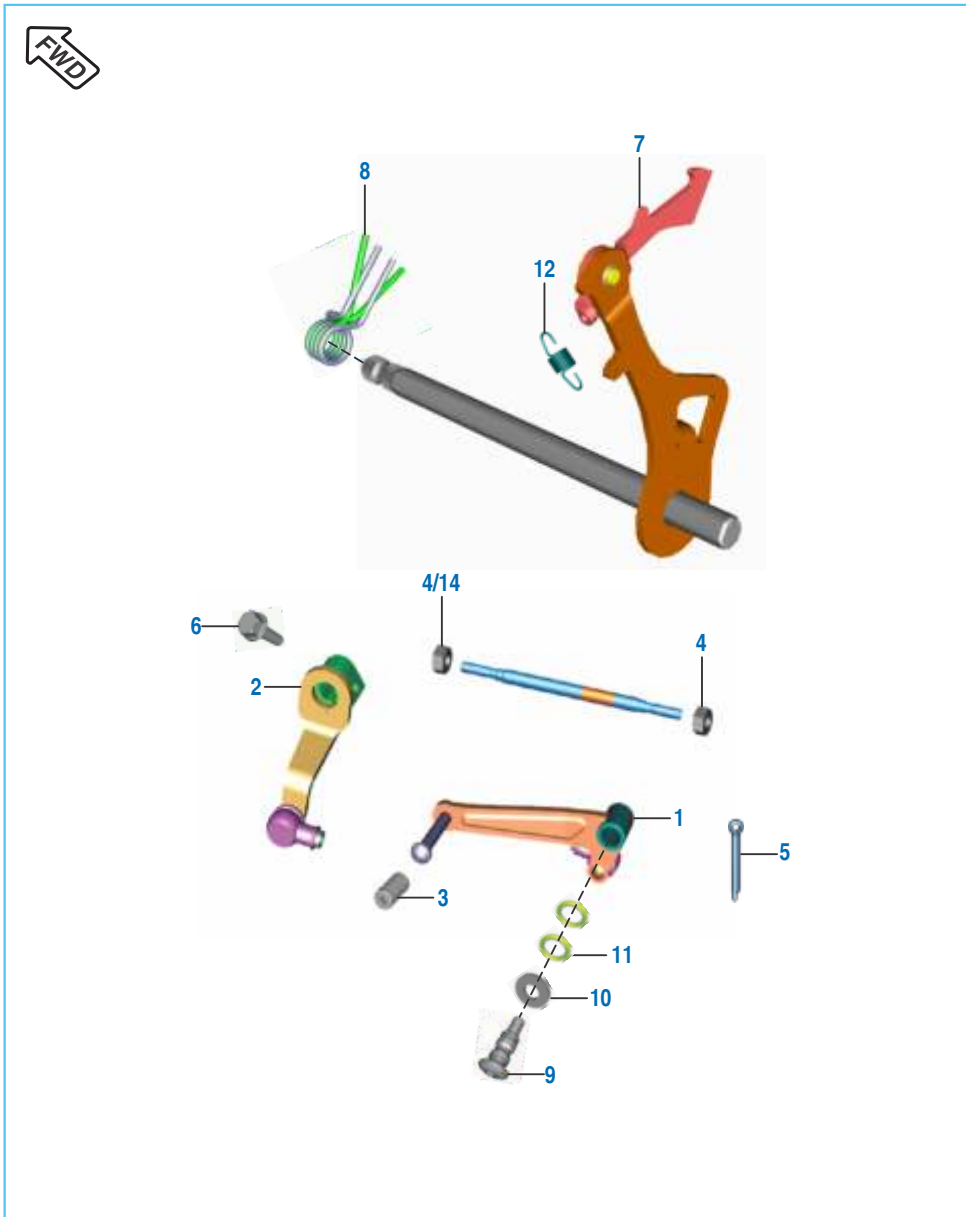
No.	Part No.	Description	Qty.		Remarks
			Front Disc	Twin Disc	
1	JE 5510 01	Shaft Input	-	1	
2	JE 5512 02	Gear 4th Drive	-	1	
3	JH 5512 05	Bush Gear 2nd Driven	-	1	
4	JA 5510 02	Spline Washer	-	4	
5	39 0987 17	Ring Snap	-	5	
6	JE 5512 01	Gear 3rd Drive	-	1	
7	JE 5512 03	Gear 5th Drive	-	1	
8	JE 5512 00	Gear 2nd Drive	-	1	
9	JA 5510 04	Washer Thrust 2nd Drive	-	1	
10	JH 5510 01	Shaft output	-	1	
11	JH 5512 05	Bush 2nd driven	-	1	
12	JH 5512 04	Gear 2nd Driven	-	1	
13	JH 5512 06	Gear 5th Driven	-	1	
14	JE 5512 06	Gear 3rd Driven	-	1	
15	JH 5512 03	Washer gear 3rd driven	-	1	
16	JE 5512 16	Gear 4th Driven	-	1	
17	JE 5512 12	Bush 1st Gear driven	-	1	
18	JE 5512 15	Gear 1st Driven	-	1	
19	JE 5512 11	Washer 1MM	-	1	
20	DH 1013 36	Washer special	-	2	
21	DH 1012 35	Circlip ext	-	1	
22	JH 5510 02	Collar Sprocket Drive	-	1	
23	30 1010 61	O - Ring	-	1	
	DK 1013 52	O - Ring sprocket collar	-	1	For ABS Model
24	JH 5512 02	Plate Lock - Sprocket Output	-	1	
25	DS 1013 55	Bolt Socket	-	2	

Change Drum / Shift Fork



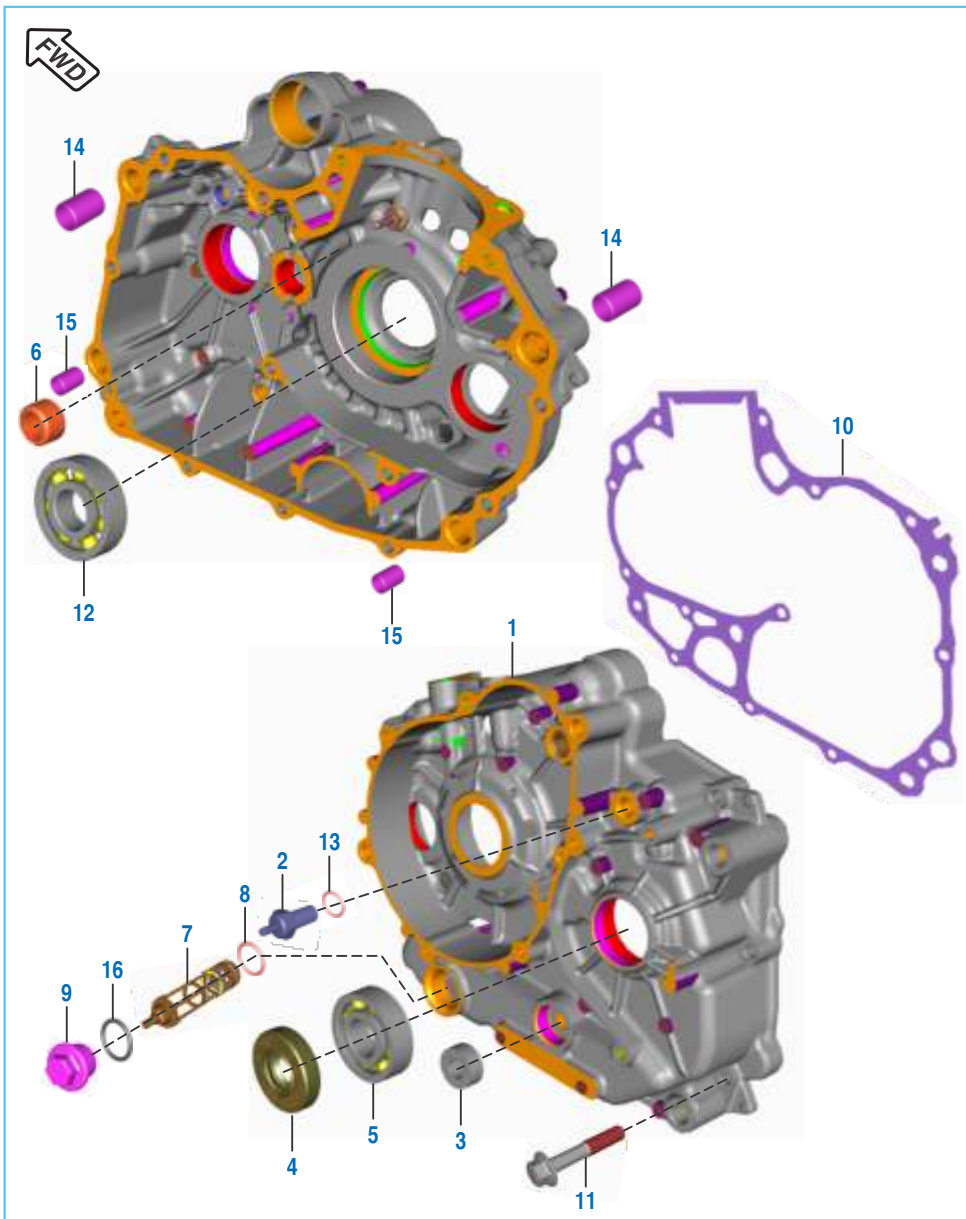
No.	Part No.	Description	Qty.		Remarks
			Front Disc	Twin Disc	
1	JE 5610 06	Drum Comp Gear Shift	1	1	
2	JE 5610 05	Cam Drum Change	1	1	
3	JD 5610 11	Special Bolt Drum Change	1	1	
4	JZ 5610 02	Fork Input Disco - H	1	1	
5	JD 5610 04	Fork Gear Shift Output	2	1	
6	JD 5610 06	Shaft Gear Fork Shift	1	1	
7	JE 5610 04	Shaft Gear Fork Shift Output	1	1	
8	JY 5410 39	Spring	2	2	
9	39 0992 06	Dowel	4	4	
10	JH 5610 00	Fork gear shift 5th driven	-	1	

Gear Change Mechanism



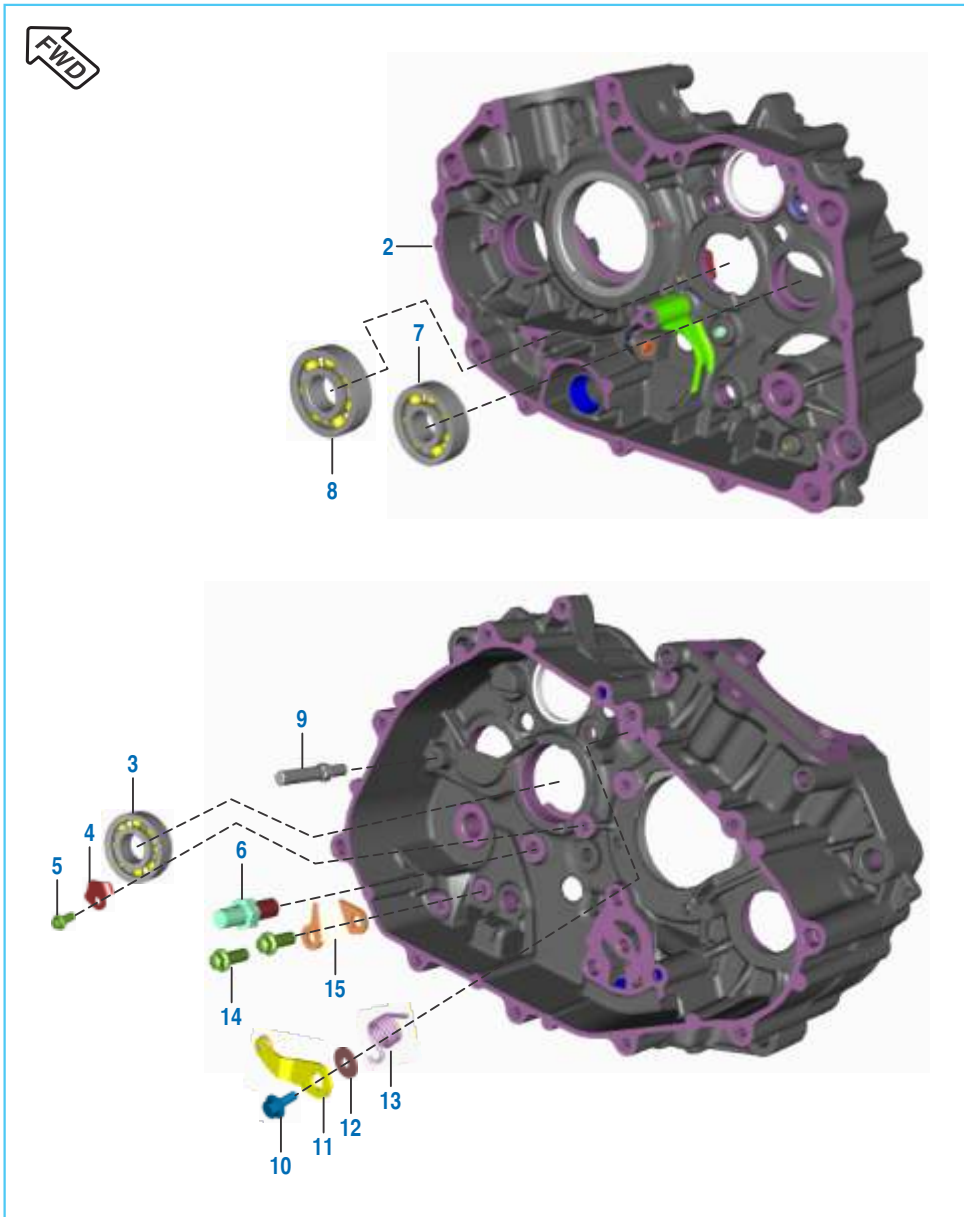
No.	Part No.	Description	Qty.		Remarks
			Front Disc	Twin Disc	
1	JF 5612 05	Assly Shift Lever Ball Joint	1	1	
2	JF 5612 04	Arm Change With Ball Joint	1	1	
3	DH 1015 09	Damper	1	1	
4	LC B000 03	Nut (LM6 x 1)	1	1	
4A	KC AM06 05	Nut HEX THICK-M6	1	1	
5	39 0808 08	Pin - Split	1	-	
6	39 1902 04	Bolt - Flange M6	1	1	
	KA DD06 20	Bolt flanged	-	1	For ABS Model
7	52 JZ02 64	Lever Comp Gear Shift	1	1	
8	JE 5612 00	Spring Gear Shift Return	1	1	
9	JL 5614 09	Bolt Gear Change Lever	1	1	
10	JL 5614 10	Washer - Steel	1	1	
11	01 1009 05	'O' Ring	2	2	
12	JW 5612 06	Extension Spring	1	1	
13	52 JF00 89	Tie Rod	1	1	
14	KC AM06 05	Nut hex thick - M6 x 1	-	1	For ABS Model

Crankcase LH



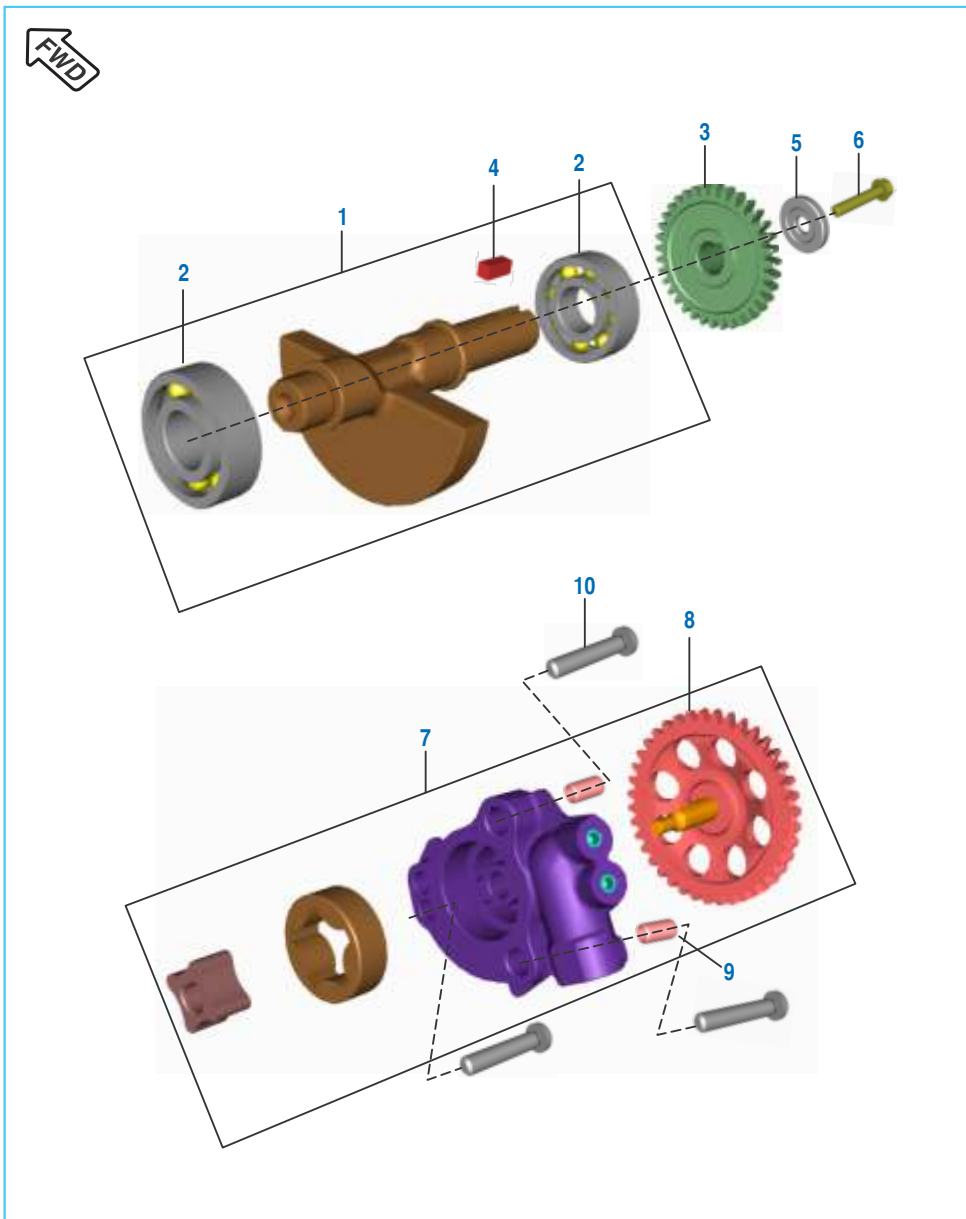
No.	Part No.	Description	Qty.		Remarks
			Front Disc	Twin Disc	
1	36 JF01 32	Kit Crankcase LH	1	-	Refer Kit List
	36 JF01 72	Kit Crankcase LH	-	1	
2	31 2010 81	Switch Complete	1	1	
3	39 2190 19	Oil Seal	1	1	
4	39 1715 19	Oil Seal	1	-	
	39 2189 19	Oil Seal	-	1	
	JY 5410 58	Oil Seal	-	1	From 28.11.18
5	59 2000 36	Ball Bearing 6203 HN3 C3	1	1	
	KP AF60 04	Bearing ball-ord clearance & HN3	-	1	For ABS Model
6	39 2562 20	Needle Roller Bearing	1	1	
7	JG 5710 24	Oil Strainer Assly	1	1	
8	LJ A000 04	'O' Ring Strainer	1	1	
9	JA 5410 21	Cap Strainer	1	1	
10	JE 5410 63	Gasket Crankcase	1	1	
11	59 0400 38	Bolt Flanged	8	8	
12	39 2561 20	Bearing Ball 6305	1	1	
13	DH 1017 84	Gasket Neutral Switch	1	-	
	DH 1012 64	Gasket Neutral Switch	-	1	
14	39 1000 06	Hollow Dowel Pin	2	2	
15	39 2181 06	Hollow Dowel Pin	2	2	
16	59 2100 23	O - Ring Strainer Cap	1	1	

Engine Assembly / Crankcase RH



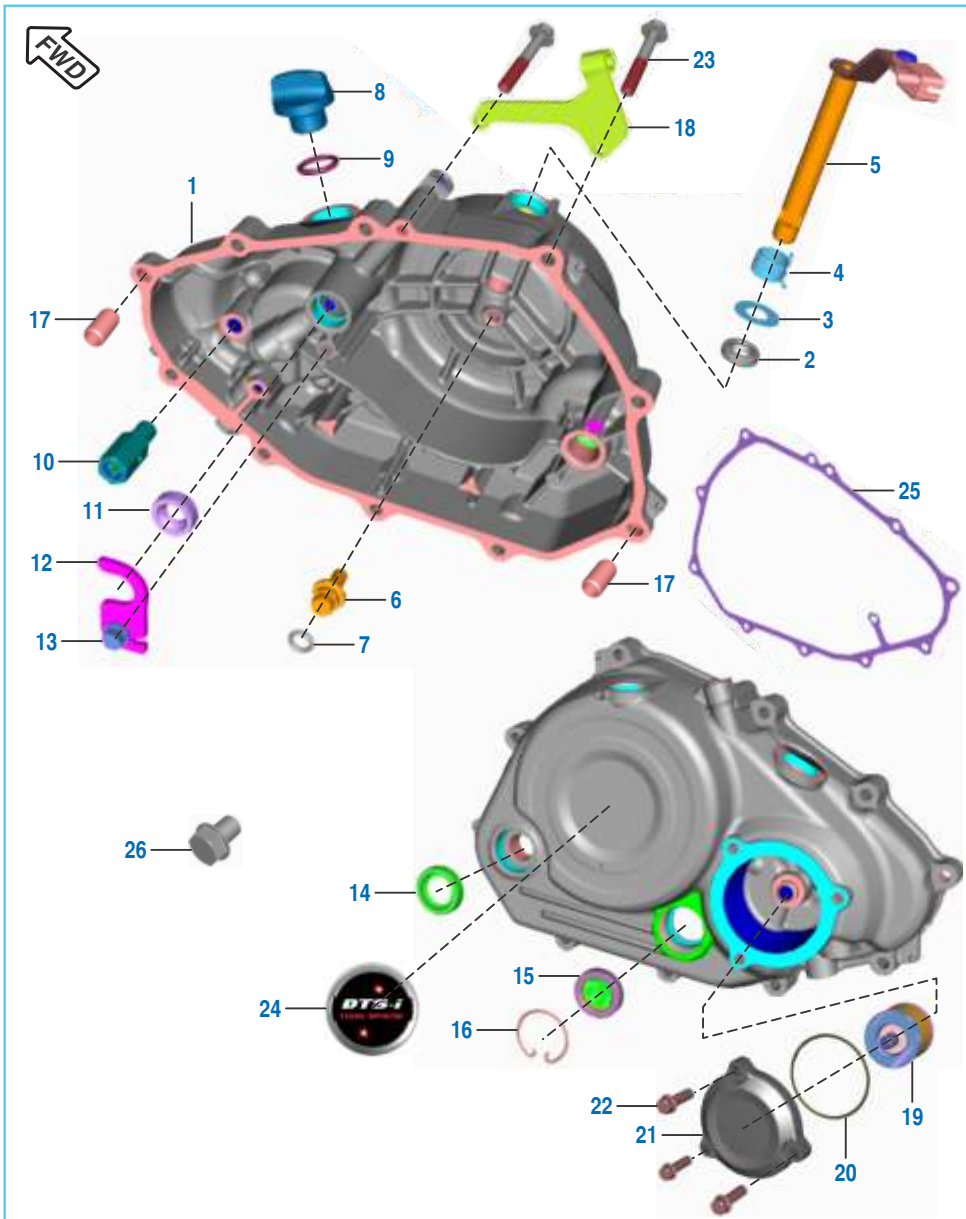
No.	Part No.	Description	Qty.		Remarks
			Front Disc	Twin Disc	
1	JE 5010 46	Assembly Engine	1	-	
	JE 5010 71	Engine assembly	-	1	
2	36 JF01 30	Kit Crankcase RH	1	1	Refer Kit List
3	59 2000 36	Ball Bearing 6203 HN3 C3	1	1	
4	JA 5410 10	Stopper Plate Input Bearing	1	1	
5	LA E000 15	Bolt Flanged	1	1	
6	52 JA00 29	Bolt Shift Change	1	1	
7	KP BF62 01	Bearing Ball	1	1	
8	39 2561 20	Bearing Ball	1	1	
	KP BF62 03	Bearing ball c3 clearance - HN3	-	1	For ABS Model
9	JE 5410 28	Pin	1	1	
10	BF 5612 19	Bolt Detent Lever	1	1	
11	PA 5612 09	Inhibitor Comp	1	1	
12	LD B000 44	Washer Plain	1	1	
13	JD 5612 04	Spring Inhibitor	1	1	
14	LA E000 25	Bolt Flanged Small	2	2	
15	JA 5410 12	Guide Kick	1	1	

Balancer Idler Gear / Oil Pump Assembly



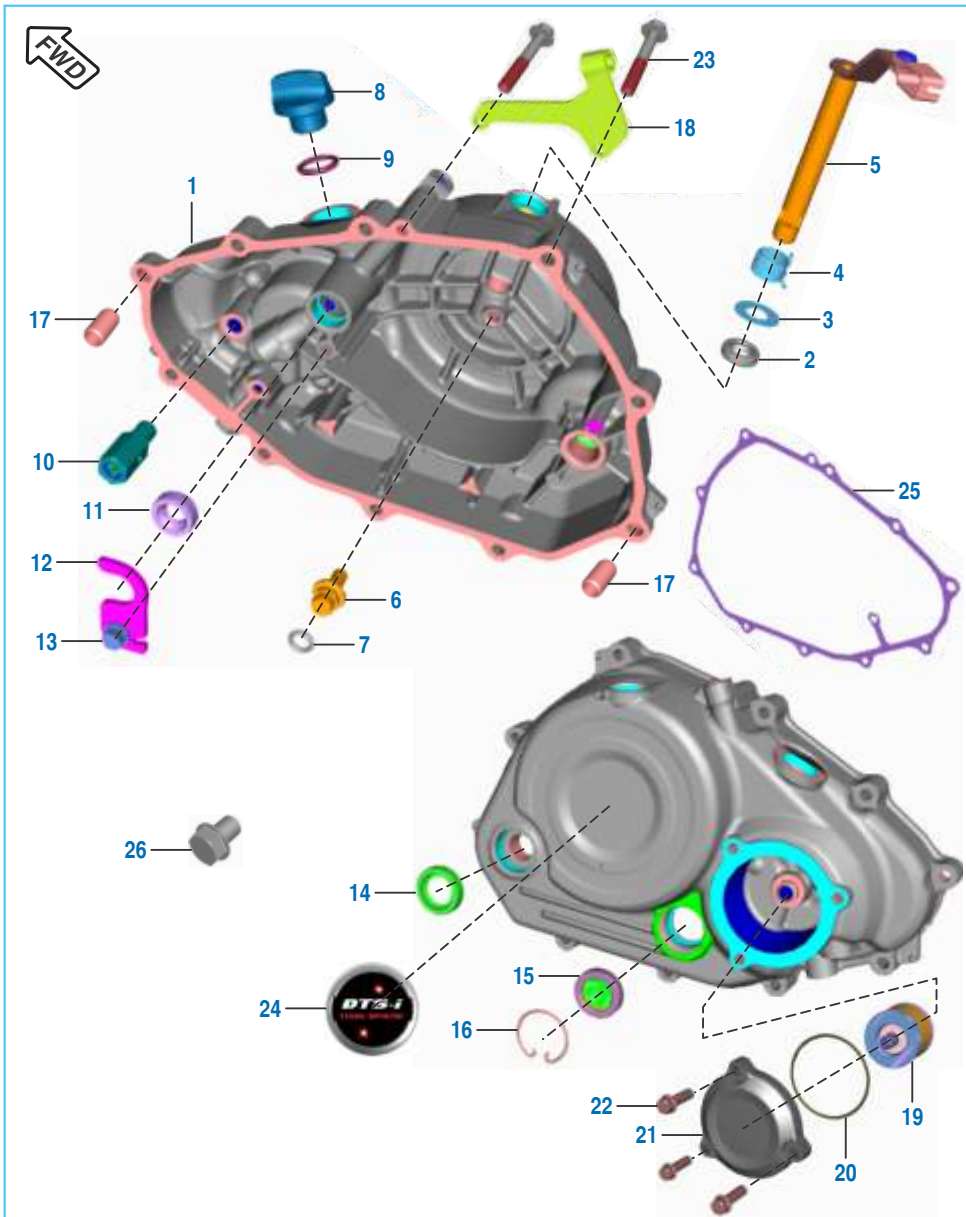
No.	Part No.	Description	Qty.		Remarks
			Front Disc	Twin Disc	
1	JE 5312 02	Assembly Integral Balancer	1	1	
2	JG 5312 20	Balancer Bearing	2	2	
3	JE 5512 14	Balancer Driven Gear	1	1	
4	DS 1011 54	Key	1	1	
5	DH 1010 48	Special Camshaft Washer	1	1	
6	LA D001 04	Bolt Flanged	1	1	
7	JE 5710 09	Assembly Oil Pump Body	1	1	
8	JE 5710 08	Gear Oil Pump	1	1	
9	39 0999 06	Pin - Hollow Dowel	2	2	
10	FD 1010 78	Pan Head Screw	3	3	
	LA E000 24	bolt flange small - M6	-	3	For ABS Model

Cover Clutch



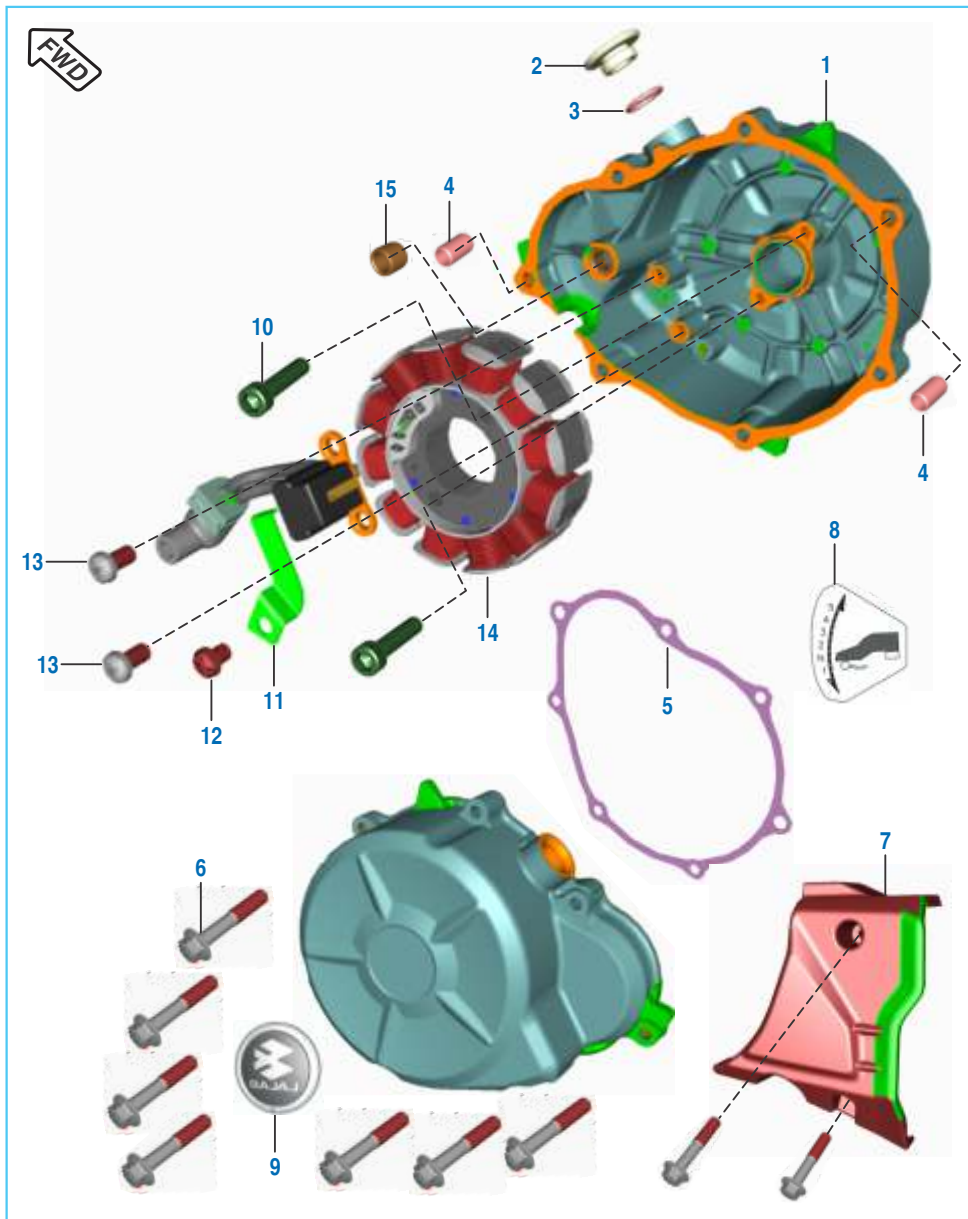
No.	Part No.	Description	Qty.		Remarks
			Front Disc	Twin Disc	
1	36 JF01 35	Kit Clutch Cover Assembly	1	1	
2	39 1041 19	Seal Oil	1	1	
3	39 2443 11	Washer	1	-	
	JE 5412 13	Washer	-	1	
4	JH 5412 10	Spring Clutch Release Shaft	1	1	
5	JE 5412 71	Shaft Clutch Release Assembly	1	1	
6	JE 5514 08	Rod Push	1	1	
7	39 1561 21	Ring - O	1	1	
8	JA 5412 11	Cap Oil Filler	1	1	
9	JA 5412 25	O-Ring Cap Oil Filler	1	1	
10	JE 5712 13	Assly Pressure Relief Valve	1	1	
11	JE 5412 42	Seal Oil Crankshaft	1	1	
12	JE 5412 49	Plate Position	1	1	
13	AA 1014 37	Bolt Flanged Small	1	-	
	DH 1013 83	Bolt flanged small	-	1	
14	30 1011 42	Seal Oil For Kick Shaft	1	1	
15	JL 5412 27	Window Oil Guage	1	1	
16	DS 1012 15	Wire Circlip	1	1	
17	39 0999 06	Pin - Hollow Dowel	2	2	
18	JE 5412 44	Bracket Clutch Cable	1	1	
19	JE 5710 07	Element Oil Filter	1	1	
20	39 1671 21	O-Ring	1	1	

Cover Clutch



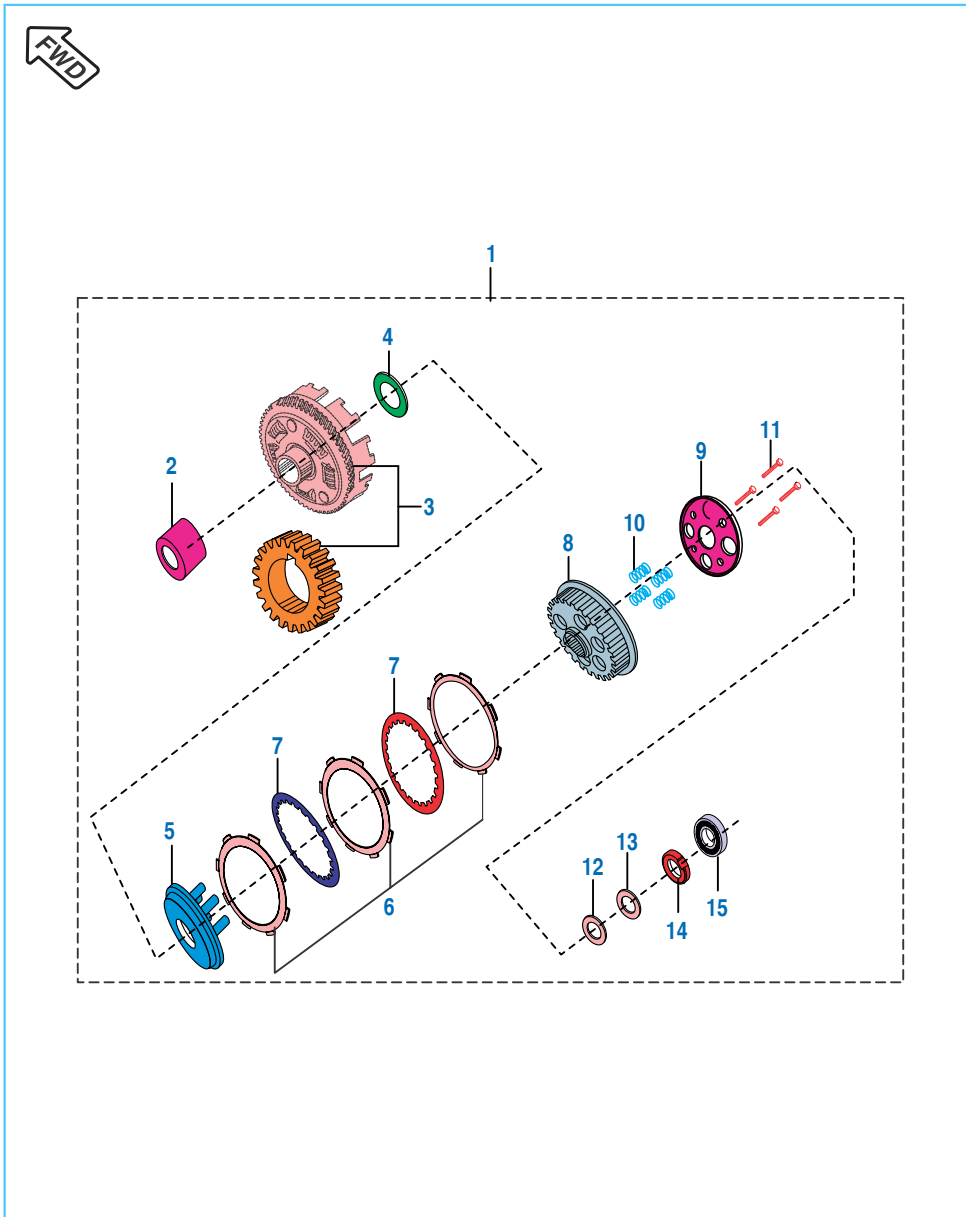
No.	Part No.	Description	Qty.		Remarks
			Front Disc	Twin Disc	
21	JE 5412 34	Cap Oil Filter	1	-	
	JE 5412 08	Cap oil filter	-	1	
22	39 1673 04	Bolt Silver Colour	3	-	
	LA E000 05	Bolt flanged	-	3	
23	59 0400 38	Bolt Flanged	10	-	
	JV 5410 07	Bolt flanged - M6 x 1 x L35	-	10	
24	JE 5412 67	Label Clutch Cover	1	1	
25	JE 5412 41	Gasket Clutch Cover	1	1	
26	28 1011 41	Oil Plug - Drain Plug	1	1	

Cover Magneto



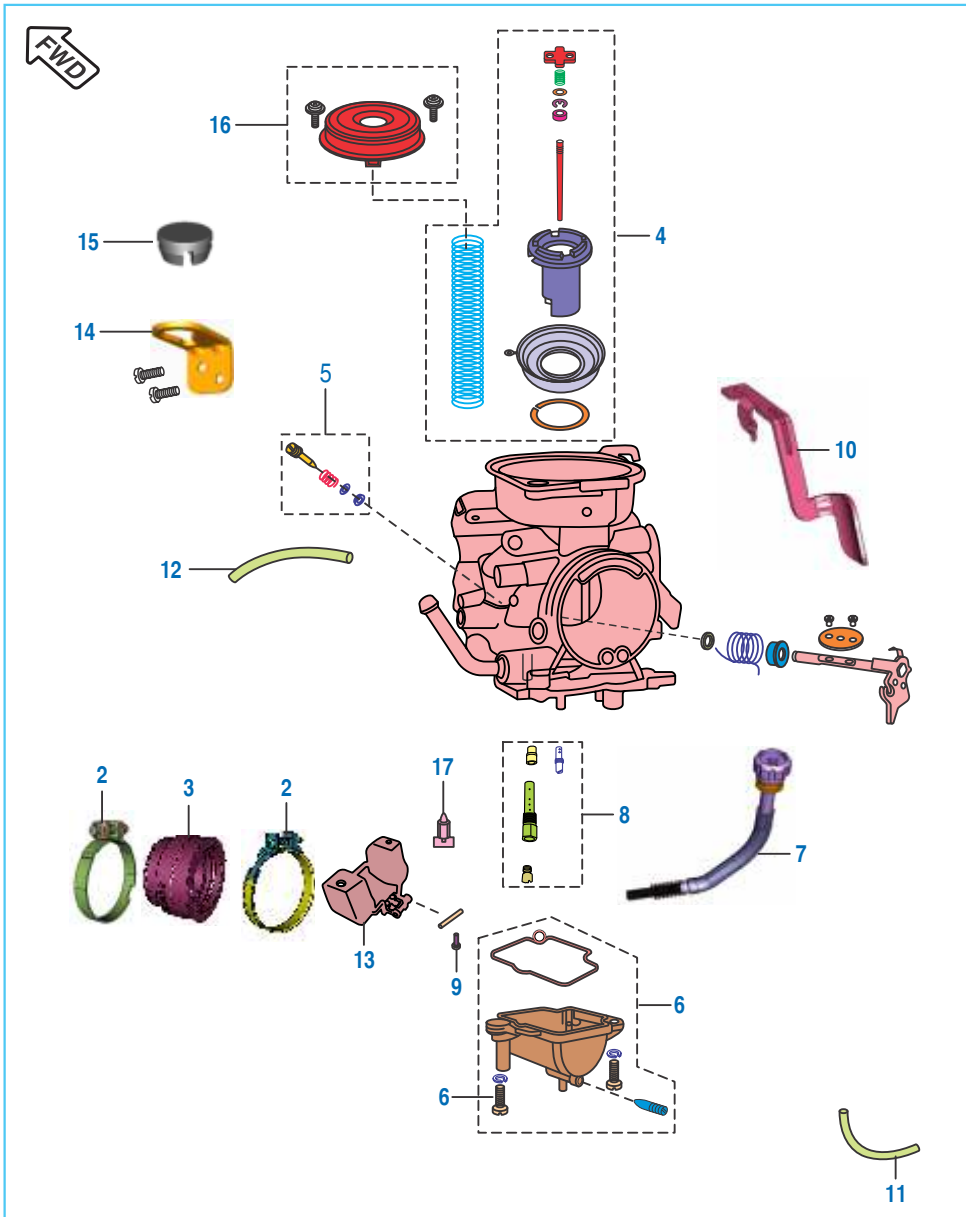
No.	Part No.	Description	Qty.		Remarks
			Front Disc	Twin Disc	
1	36 JF00 03	Cover Assembly Magneto	1	1	
2	JA 5412 33	Cap TDC Finder	1	1	
3	30 1011 95	O - Ring	1	1	
4	39 0999 06	Pin - Hollow Dowel	2	2	
5	JE 5412 40	Gasket Magneto Cover	1	1	
6	59 0400 38	Bolt Flanged	9	-	
	JV 5410 07	Bolt flanged - M6	-	9	
7	JE 5412 28	Cover LH RR	1	1	
8	DJ 1612 28	Gear Shift Lable	1	1	
9	JL 5412 23	Decal 'Bajaj logo'	1	1	
10	LA C000 52	Bolt Socket	2	2	
11	JE 5412 43	Bracket Harness	1	1	
12	KB AB06 08	Screw Pan	1	-	
	KB BC06 08	Screw pan cross	-	1	
13	JG 1312 20	Screw Pan Head	2	2	
14	JE 3510 25	Stator Assembly	1	1	
15	JA 5410 05	Bush Bendix	1	1	

Clutch Assembly



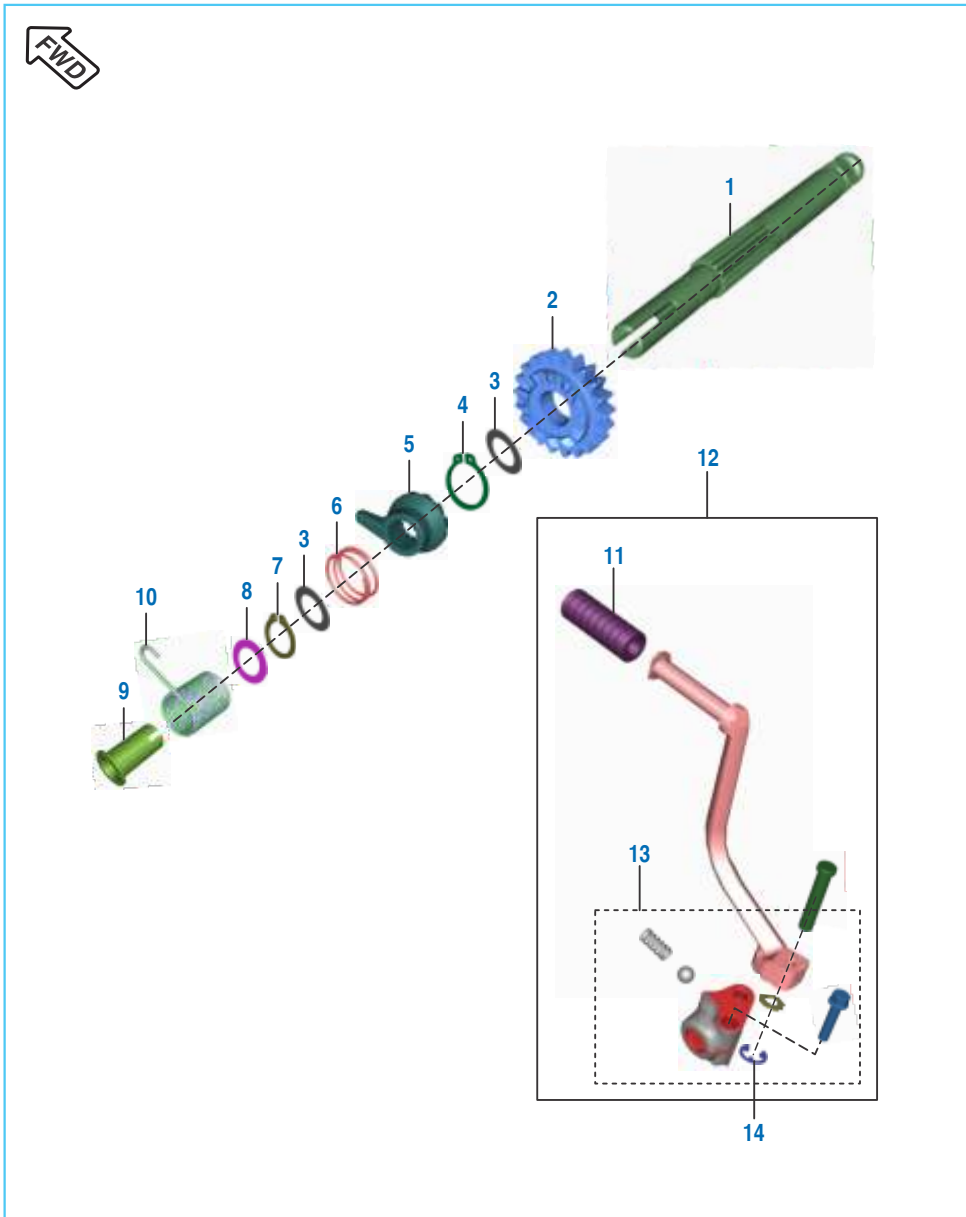
No.	Part No.	Description	Qty.		Remarks
			Front Disc	Twin Disc	
1	JE 5514 28	Assembly Clutch	1	1	
2	JD 5514 00	Collar Clutch / Spacer	1	1	
	JA 5514 06	Collar clutch	-	1	For ABS Model
3	36 JF01 33	Kit Primary Drive And Driven	1	1	
4	JG 5514 28	Washer Clutch	1	1	
5	JE 5514 14	Wheel Clutch D106A	1	1	
6	36 JZ01 21	Kit Friction Plate	1	1	
	JG 5514 48	Friction disk A	-	3	For ABS Model
	JG 5514 55	Disc C - clutch friction	-	2	For ABS Model
7	DT 5514 08	Clutch Plate	4	4	
8	JE 5514 13	Hub Clutch FCC	1	1	
9	JE 5514 15	Plate Clutch Lifter	1	1	
10	JZ 5514 12	Spring Clutch FCC Disco - H	4	4	
11	JG 5514 51	Bolt - Upset	4	4	
12	39 2200 11	Washer Primary Drive	1	1	
13	39 0240 11	Washer Plain	1	1	
14	DH 1016 48	Nut Clutch Center Lock	1	1	
15	14 1510 33	Bearing 10*30*9 Clutch Lifter	1	1	

Carburettor



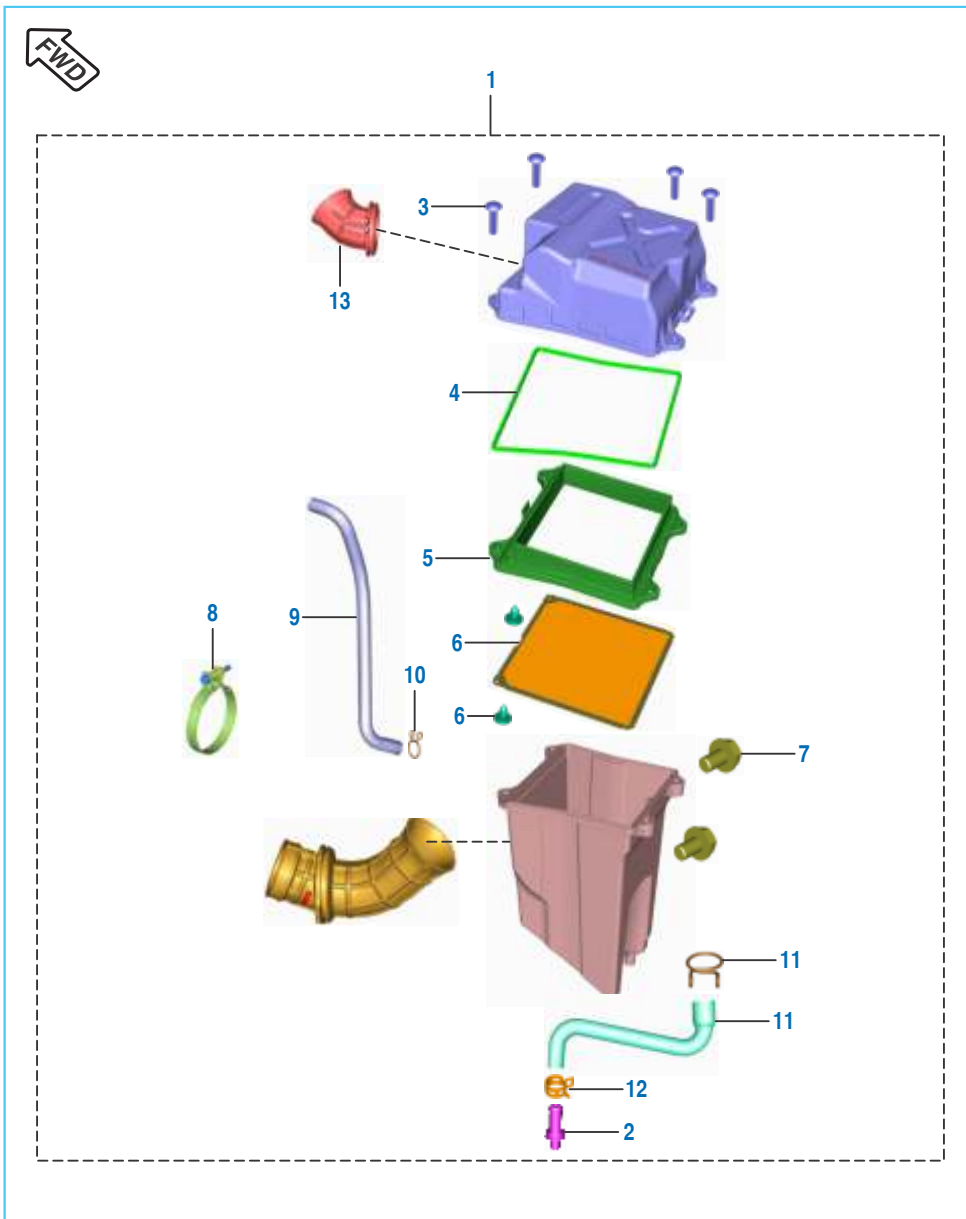
No.	Part No.	Description	Qty.		Remarks
			Front Disc	Twin Disc	
1	JE 5812 49	Carburettor Assembly	1	1	
2	JE 5814 28	Clamp Sleeve Carburettor	2	2	
3	JE 5814 07	Sleeve Carburettor	1	1	
4	36 JF01 39	Vaccum Piston Assembly Kit	1	1	
5	36 JF01 40	Pilot Screw Kit	1	1	
6	DH 1211 67	Float Body Assembly Kit	1	1	
7	36 JF01 41	Kit Idling Screw	1	1	
8	36 JF01 42	Jet Kit	1	1	
9	DH 1210 64	Screw Needle Shaft	1	1	
10	JL 5812 04	Choke Lever	1	1	
11	JL 5812 05	Tube Drain Carb.	1	1	
12	JL 5812 06	Tube Breather	1	1	
13	DH 1211 62	Float Assembly	1	1	
14	JE 5812 39	Throttle Cable Bracket	1	1	
15	JL 5812 03	Grommet Throttle Bracket	1	1	
16	DH 1211 70	Top Cap Assembly Kit	2	2	
17	JE 5812 61	Needle Assembly	1	1	

Kick Starter Mechanism



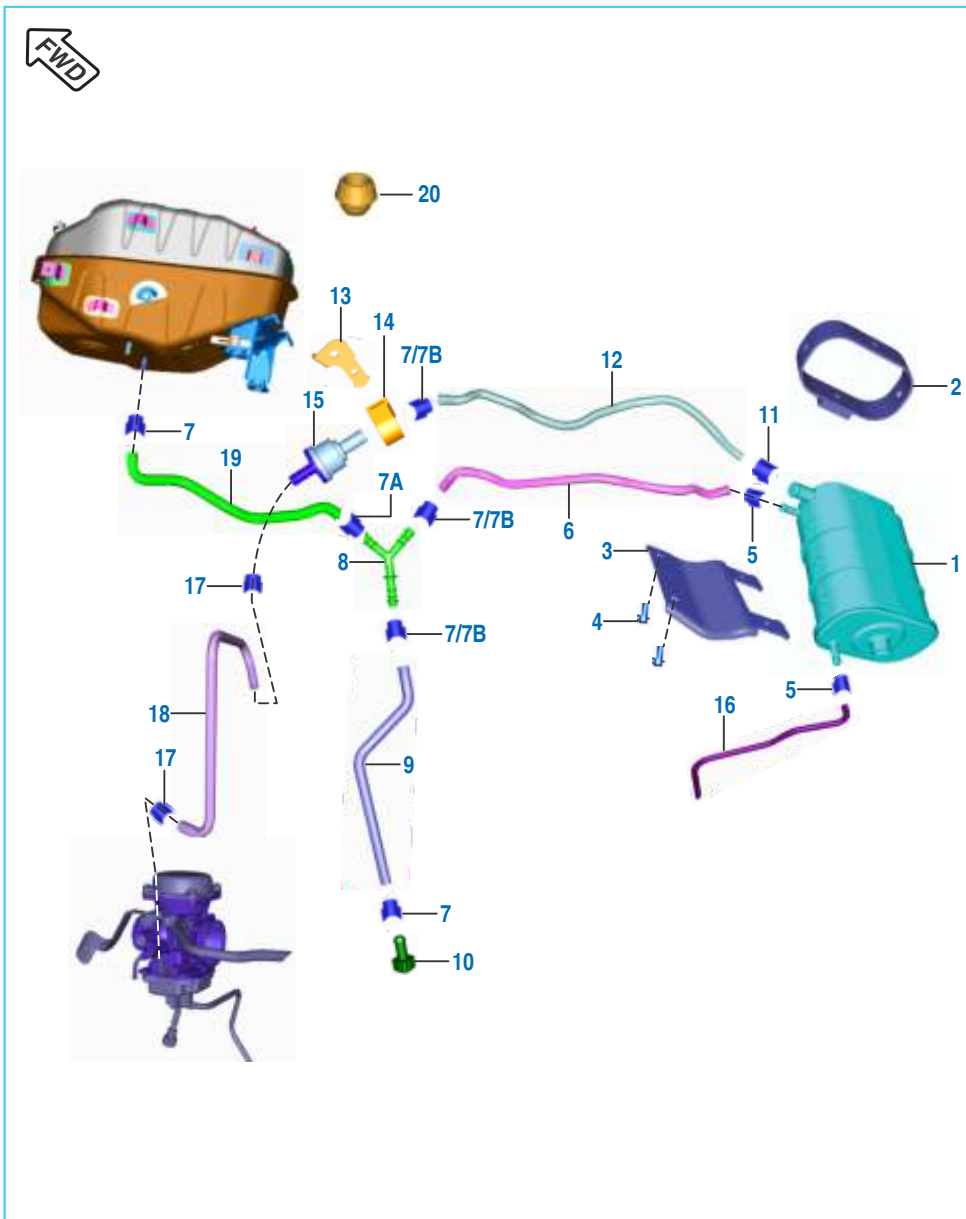
No.	Part No.	Description	Qty.		Remarks
			Front Disc	Twin Disc	
1	JE 6210 02	Shaft Kick	1	1	
2	JZ 6210 00	Assembly Kick Pinion Gear	1	1	
3	39 0993 11	Plain Washer	3	3	
4	39 2408 17	External Circlip	1	1	
5	JA 6210 02	Ratchet	1	1	
6	DS 1011 17	Spring Kick Starter Ratchet	1	1	
7	39 0738 17	External Circlip Type C	1	1	
8	JA 6210 06	Washer Thrust (16.2 x 25 x 0.5)	1	1	
9	JE 6210 04	Sleeve	1	1	
10	JE 6210 03	Spring	1	1	
11	DD 1010 97	Damper	1	1	
12	JE 6212 03	Assembly Kick Lever	1	1	
13	36 JF00 07	Kit Boss Kick	1	1	
14	KE CB50 06	Circlip type E	-	1	For ABS Model

Air Cleaner Complete



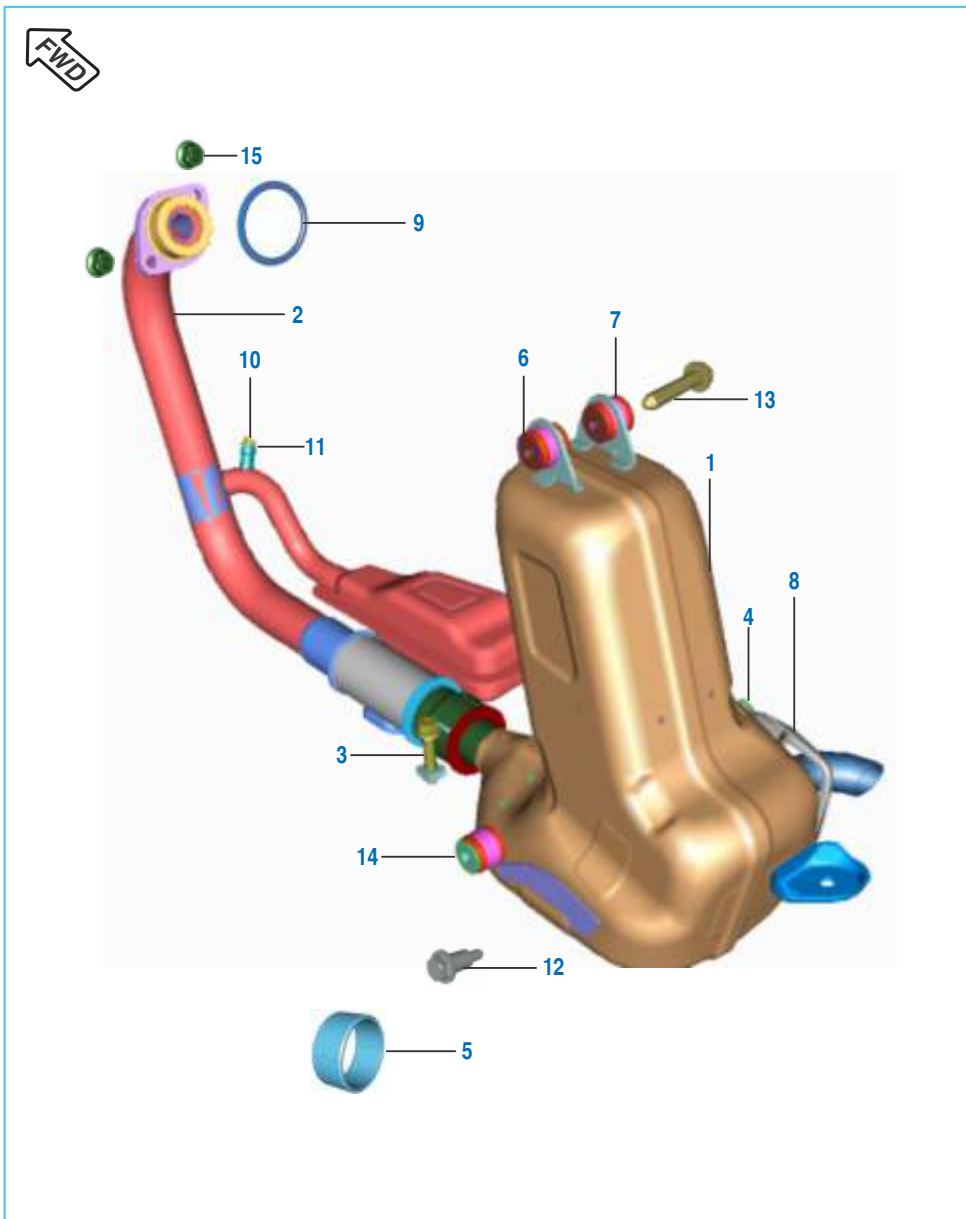
No.	Part No.	Description	Qty.		Remarks
			Front Disc	Twin Disc	
1	JE 5810 80	Assembly Air Filter	1	1	
2	DS 1211 26	Plug	1	1	
3	KB UA06 30	Screw Truss	4	4	
4	DT 5810 28	Seal Top Cover	1	1	
5	DT 5810 62	Filter element	1	1	
6	JE 5810 51	Arrester Flame	1	1	
7	KA DM06 10	Bolt Flange M6 - L10mm	2	2	
8	JE 5810 68	Clamp Connecting Tube	1	1	
9	JE 5810 11	Tube Breather	1	1	
10	JG 5810 56	Clamp (Breather Tube)	2	2	
11	JL 5810 55	Assembly Drain Tube	1	1	
12	DG 1210 02	Clamp	1	1	

EVAP Mechanism



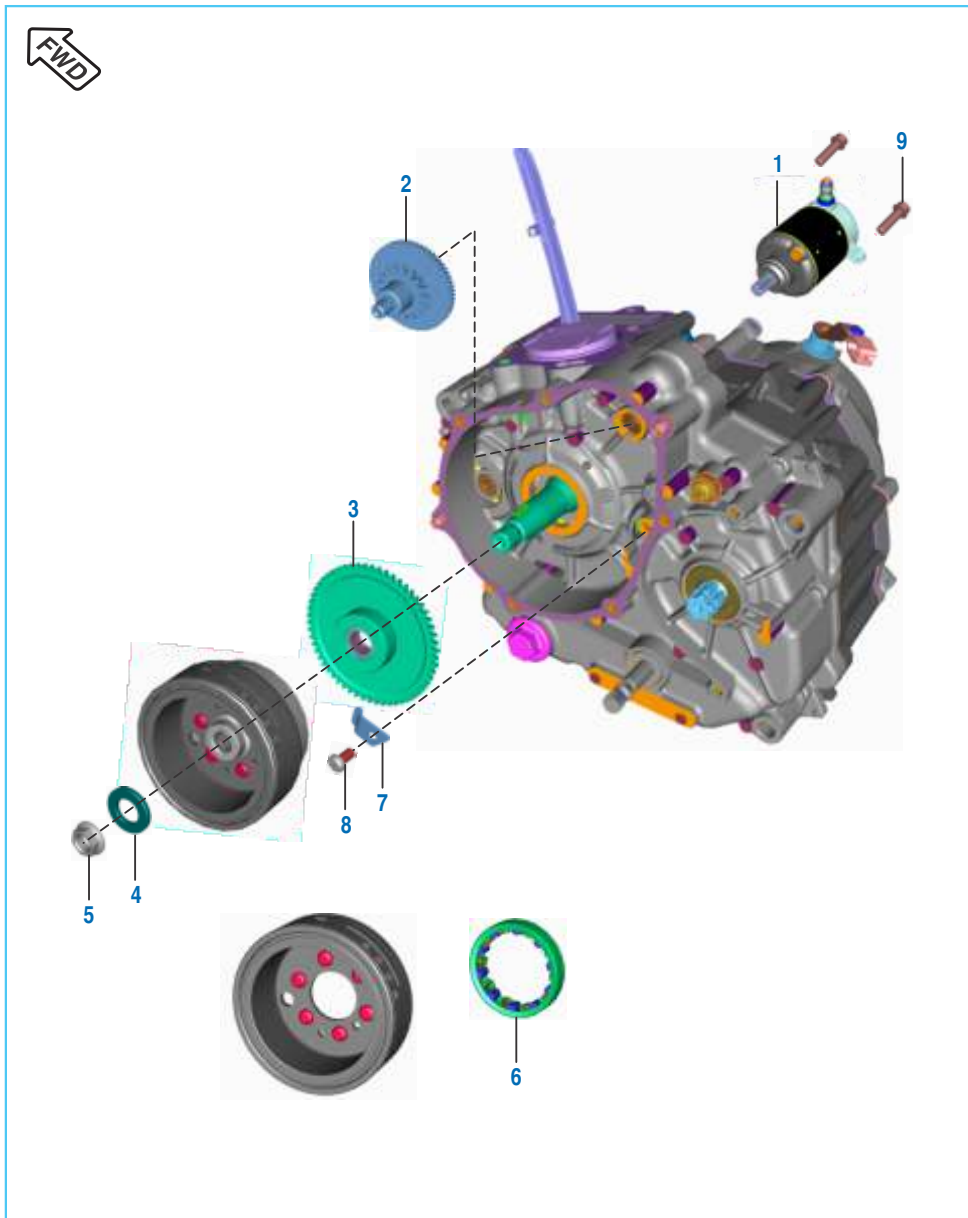
No.	Part No.	Description	Qty.		Remarks
			Front Disc	Twin Disc	
1	JY 1710 77	Canister	1	1	
2	JZ 1710 55	Strap Canister	2	2	
3	JL 1138 30	Bracket Canister Mounting	1	1	
4	KA EA06 10	Bolt - Flanged - Small	2	2	
5	JY 1710 70	Spring Band Clamp 9 x 8.4	2	2	
	JL 1711 01	Clamp band spring 9.5 x 8.4	-	2	For ABS Model
6	JL 1718 37	Tube Y Connector To Canister	1	1	
7	JY 1710 90	Spring Band Clamp 13 x 12	5	5	
7A	JY 1710 90	Spring Band Clamp 13 x 12	1	1	
7B	JL 1711 02	Clamp Band Spring 12.5 x 8	--	3	For ABS Model
8	JY 1138 42	Connector Y Shape	1	1	
9	JF 1716 07	Tube Connector To Plug	1	1	
10	JY 1718 25	Plug Fuel Drain	1	1	
11	JY 1710 69	Spring Band Clamp 15 x 10	1	1	
12	JF 1718 04	Tube Canister To Purge Valve	1	1	
13	JF 1138 38	Bracket Purge Valve Mounting	1	1	
14	JH 1710 48	Grommet Purge Valve	1	1	
15	PD 1716 16	Valve Purge	1	1	
16	JF 1718 07	Tube Canister Drain	1	1	
17	JG 1710 29	Spring Band Clamp 11.5 x 8.4	2	2	
18	JF 1718 05	Tube Purge Valve To Carb	1	1	
19	JF 1718 06	Tube Tank To Y Connector	1	1	
20	JD 1710 59	Evap Cap Rubber Bush Sealing	1	1	

Silencer Assembly



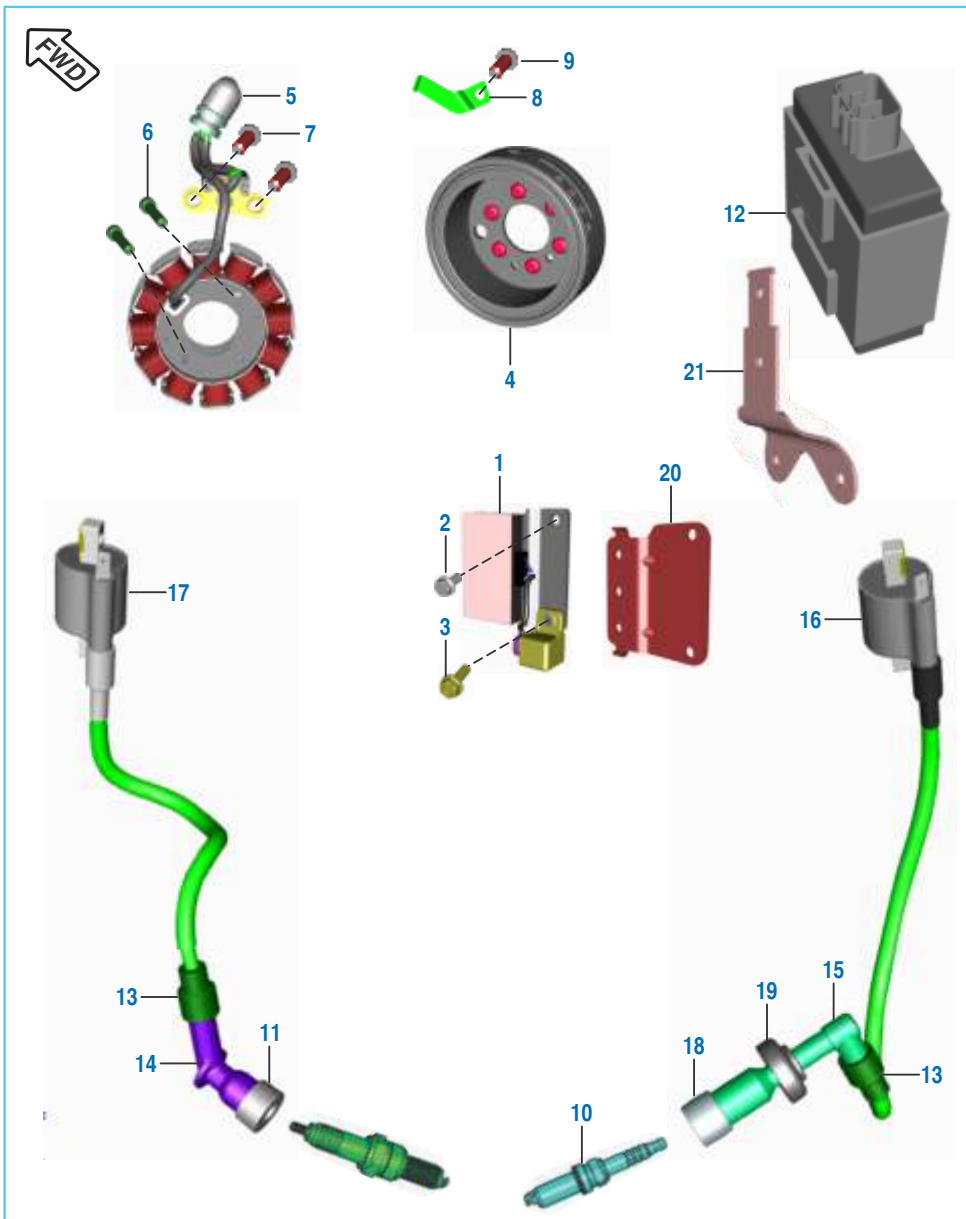
No.	Part No.	Description	Qty.		Remarks
			Front Disc	Twin Disc	
1	JE 5910 48	Muffler Assembly Complete	1	1	
2	JE 5911 79	Assembly Pipe A	1	1	
3	JG 5910 38	Band Clip	1	-	
	JU 5910 81	Band Clip	-	1	
4	DH 1016 07	Truss Screw	2	2	
5	JG 5910 39	Gasket Muffler Pipe-A	1	1	
6	JL 5911 56	Bush Silencer Mounting	4	4	
7	JL 5911 65	Damper Silencer Mounting	4	4	
8	JE 5910 46	Heat Shield	1	1	
9	DJ 1010 64	Gasket Exhaust	1	1	
10	KA DA05 10	Bolt Flanged	1	1	
11	39 2492 11	Plain Washer	1	1	
12	KA DD06 35	Bolt Flanged	2	2	
13	KA DD06 30	Bolt Flanged	2	2	
14	JL 5911 57	Sleeve Bottom	2	2	
15	39 2295 15	Flange Nut	2	2	
	JA 5910 40	Flange nut M8 x 1.25	-	2	For ABS Model
16	LA D000 65	Bolt flanged - M8	-	1	

Starter Assembly



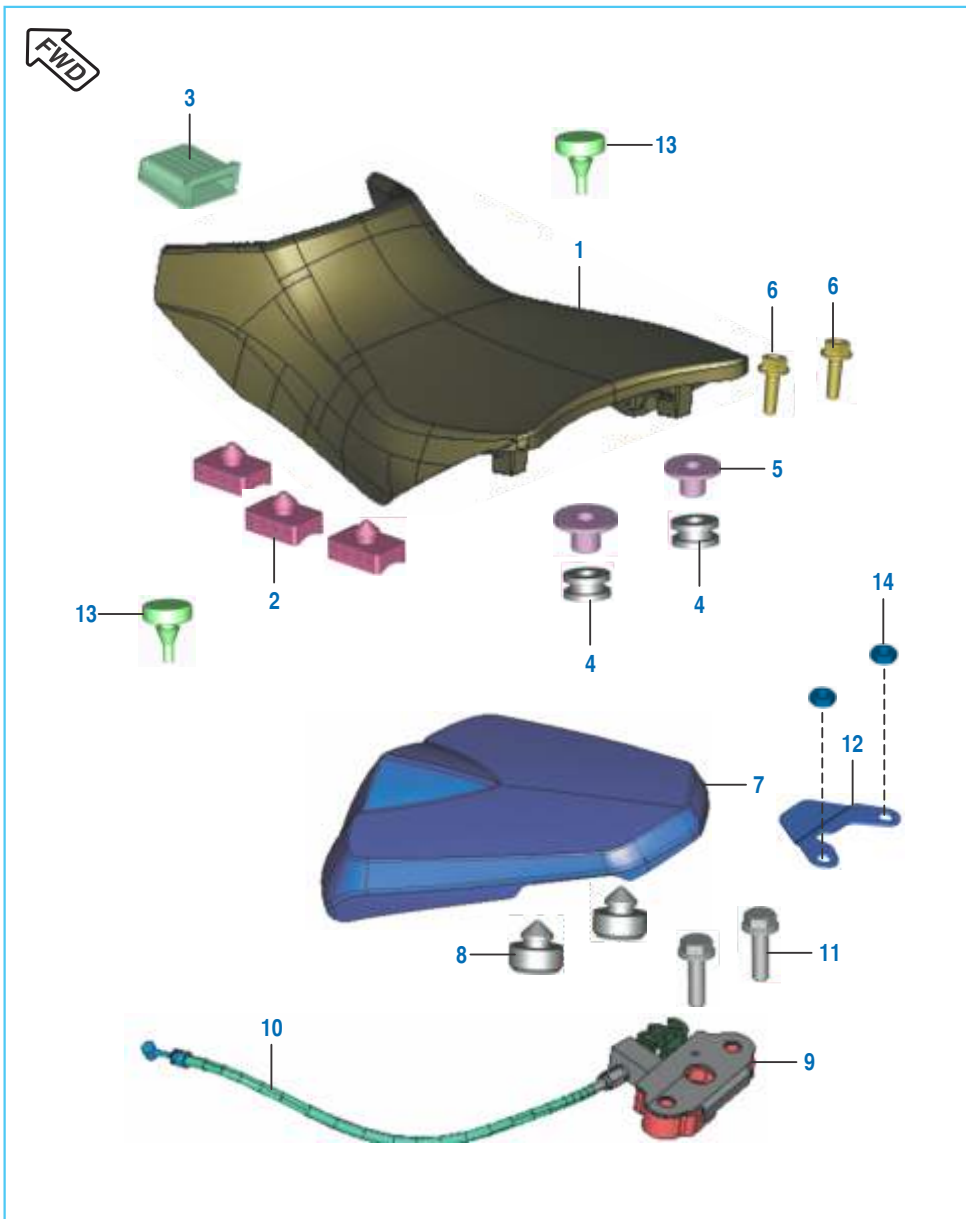
No.	Part No.	Description	Qty.		Remarks
			Front Disc	Twin Disc	
1	JE 3516 00	Starter Motor	1	1	
2	JE 6214 02	Starter Drive Assembly	1	-	
	JE 6214 07	Starter Drive Assembly	-	1	
3	JE 6214 04	Assembly Gear Starter Clutch	1	-	
	JE 6214 09	Gear assembly starter clutch	-	1	
4	LD A000 25	Washer Plain	1	1	
5	59 1500 14	Nut Hex	1	1	
6	GL 6214 14	One Way Clutch	1	1	
7	JE 6214 05	Stopper Gear Starter	1	1	
8	JG 1312 20	Screw Pan Head (M6 x 12)	1	1	
9	39 1673 04	Bolt M6 x 20 Silver Colour	2	-	
	JV 5412 17	Bolt M6 x 20 Silver Colour	-	2	
	KA ED06 20	Bolt flanged small	-	2	For ABS Model

Magneto, CDI & H.T. Coil



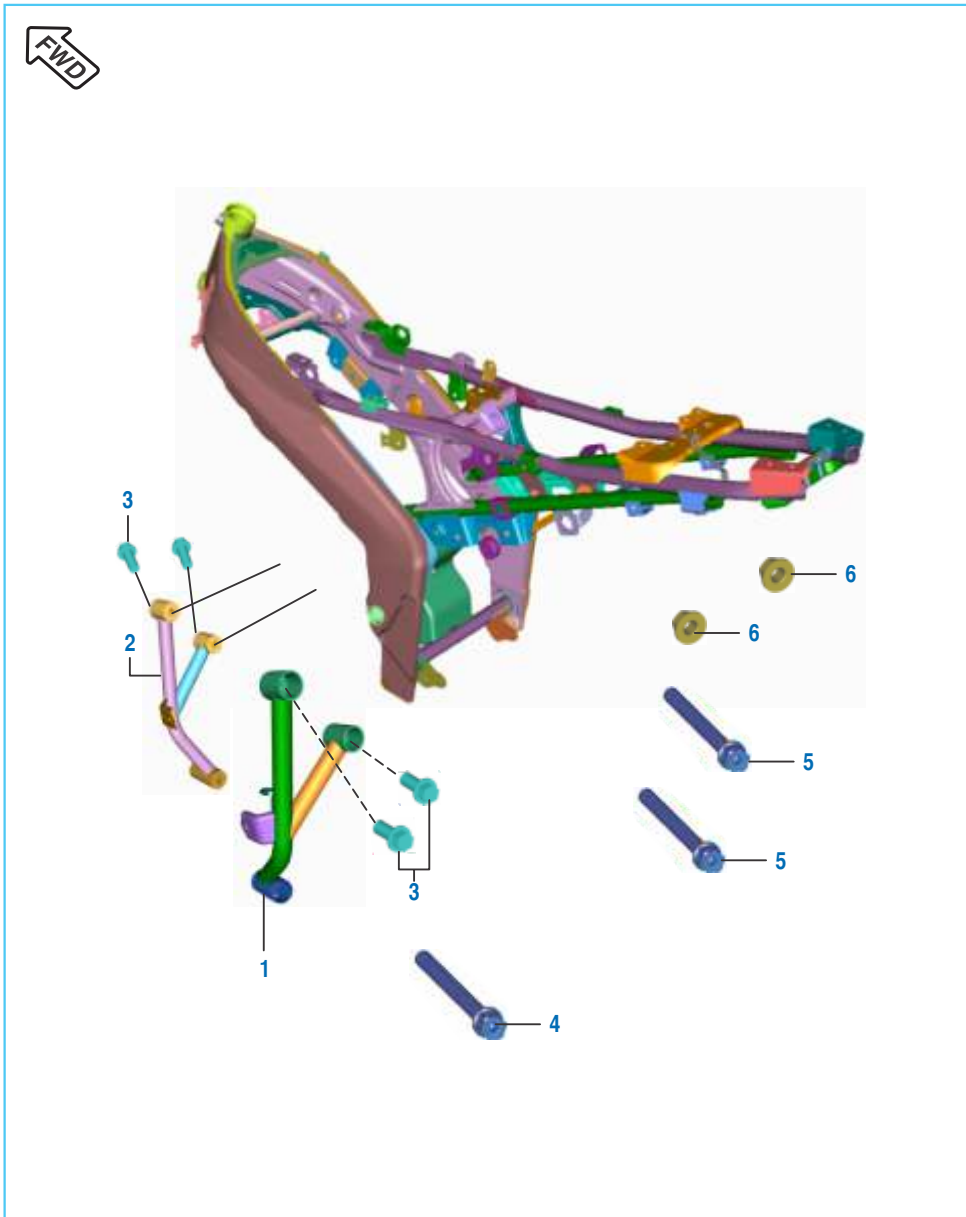
No.	Part No.	Description	Qty.		Remarks
			Front Disc	Twin Disc	
1	JF 4020 00	Regulator Assembly	1	1	
2	39 1943 04	Bolt Flanged - M6	1	1	
3	KA DF06 20	Bolt Flanged	1	1	
4	JE 3510 18	Assembly Rotor With Clutch	1	-	
	JE 3510 35	Assembly rotor with clutch	-	1	
5	JE 3510 25	Stator Assembly	1	1	
6	LA C000 52	Bolt Socket	2	2	
7	JG 1312 20	Screw Pan Head (M6 x 12)	2	2	
8	JE 5412 43	Bracket Harness	1	1	
9	KB AB06 08	Screw Pan	1	-	
	KB BC06 08	Screw pan cross	-	1	
10	DD 1110 18	Spark Plug (RH)	1	1	
11	DD 1110 11	Grommet - Spark Plug Cap	1	1	
12	JE 3512 43	CDI Non TPS Assembly	1	1	
13	DD 1110 12	Grommet For H. T. Cable	2	2	
14	JE 3512 12	Cap Spark (120 DEG) LH	1	1	
15	AN 1110 15	Spark Plug Cap RH	1	1	
16	JE 3512 38	HT Coil RH	1	1	
17	JE 3512 36	HT Coil LH	1	1	
18	DH 1110 13	Grommet - Spark Plug	1	1	
19	JD 3512 06	Grommet - Sleeve Spark Plug	1	1	
20	JF 1138 14	Bracket Regulator Loose	1	1	
21	JL 1138 36	Bracket CDI Mtg. Loose	1	1	

Seat Assembly / Seat Lock



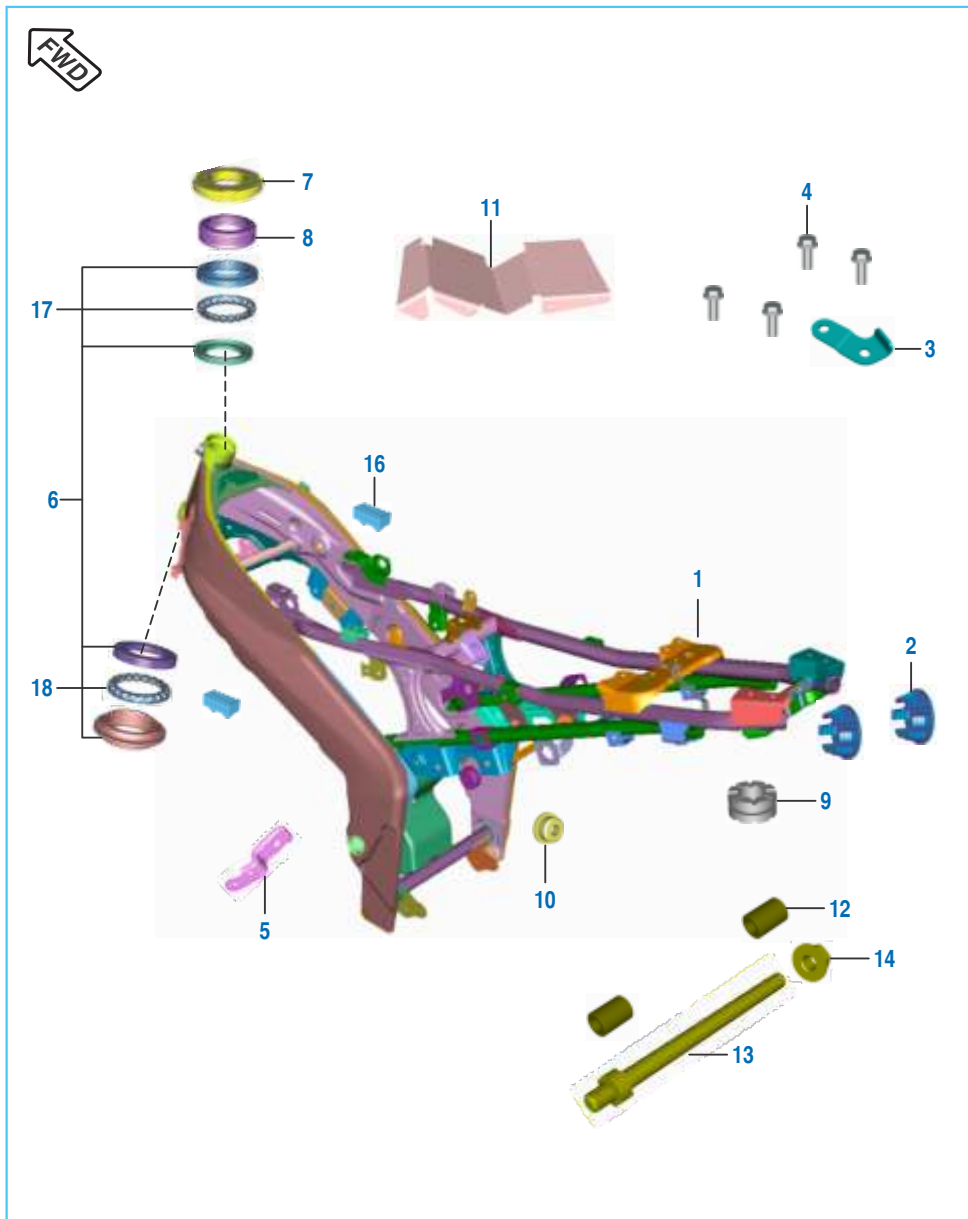
No.	Part No.	Description	Qty.		Remarks
			Front Disc	Twin Disc	
1	JL 1910 01	Seat Assy Comp Front	1	1	
2	36 JL00 13	Kit Damper For Seat	1	1	
3	DK 2110 07	Damper Seat Front	1	1	
4	JG 1910 08	Collar - Seat	2	2	
5	FD 2110 06	Grommet - Seat	2	2	
6	DS 1612 87	Flange Bolt - M6	2	2	
7	JL 1910 04	Seat Assy Comp Rear	1	1	
8	JD 1910 06	Damper Round	2	2	
9	JG 2326 01	Lock Assy Seat Rear	2	2	
10	JG 2326 06	Seat Lock Cable	2	2	
11	KC BD06 05	Nut Hex Thin	2	-	
	KC BD06 04	Nut hex thin - M6	-	2	For ABS Model
12	JL 2326 04	Cover Seat Lock	1	1	
13	JG 1910 06	Damper Seat	2	2	
14	KC BD06 04	Nut hex thin	-	2	

Engine Mountings



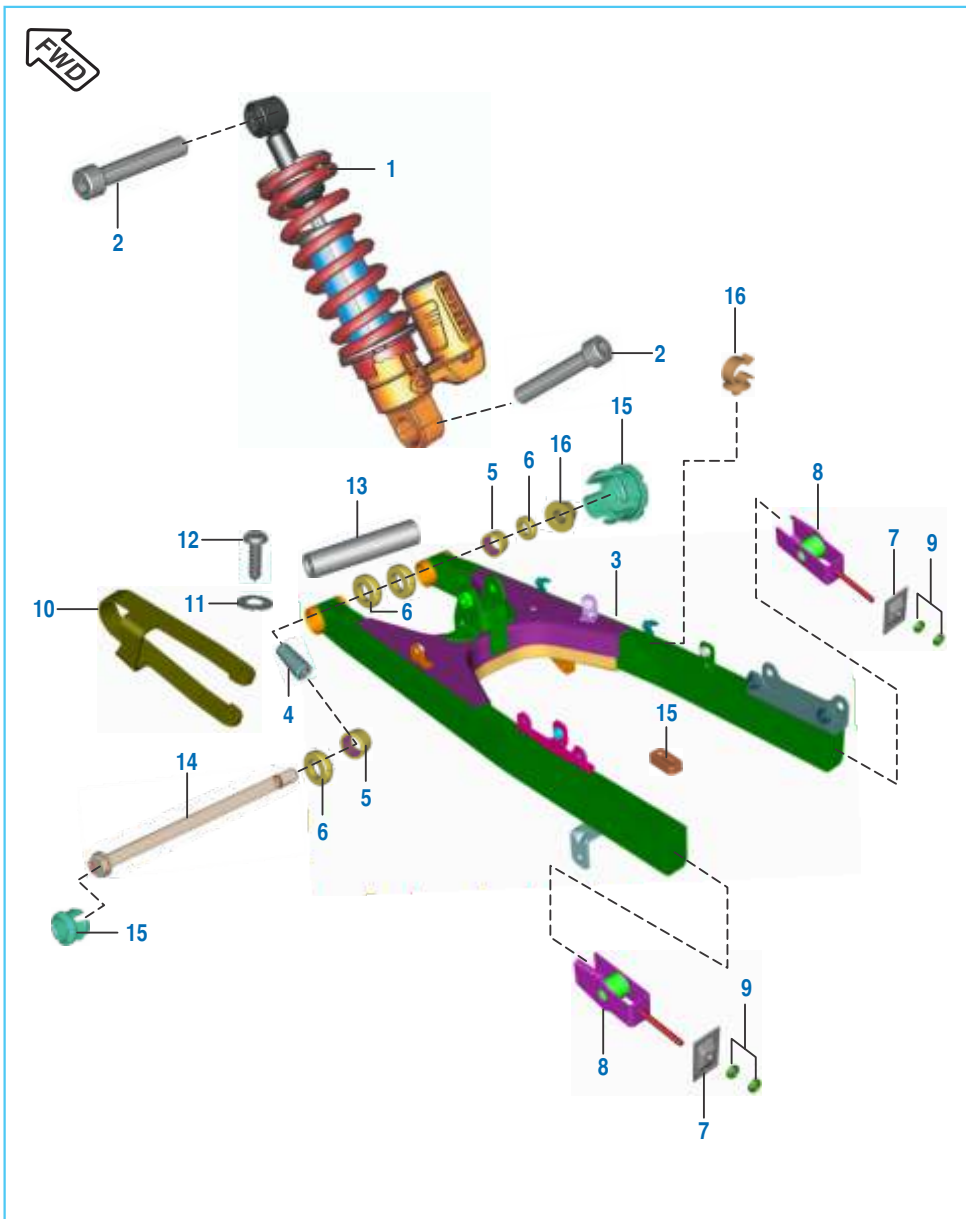
No.	Part No.	Description	Qty.		Remarks
			Front Disc	Twin Disc	
1	52 JF00 47	Engine Stay LH - K11 UG	1	-	
	JF 1134 18	Stay hanger LH	-	1	
2	52 JF00 90	Engine Stay RH - K11 UG	1	-	
	JF 1134 19	Stay hanger RH	-	1	
3	39 1956 04	Bolt flanged Small	4	-	
	LA E000 60	Bolt flange - M8	-	4	
4	JL 1110 54	Engine Mtg Bolt Front	1	1	
5	JF 1134 12	Bolt Engine Mounting Rear	2	2	
6	LC G000 14	Nut Hex Flanged	2	2	

Frame and Frame Fittings



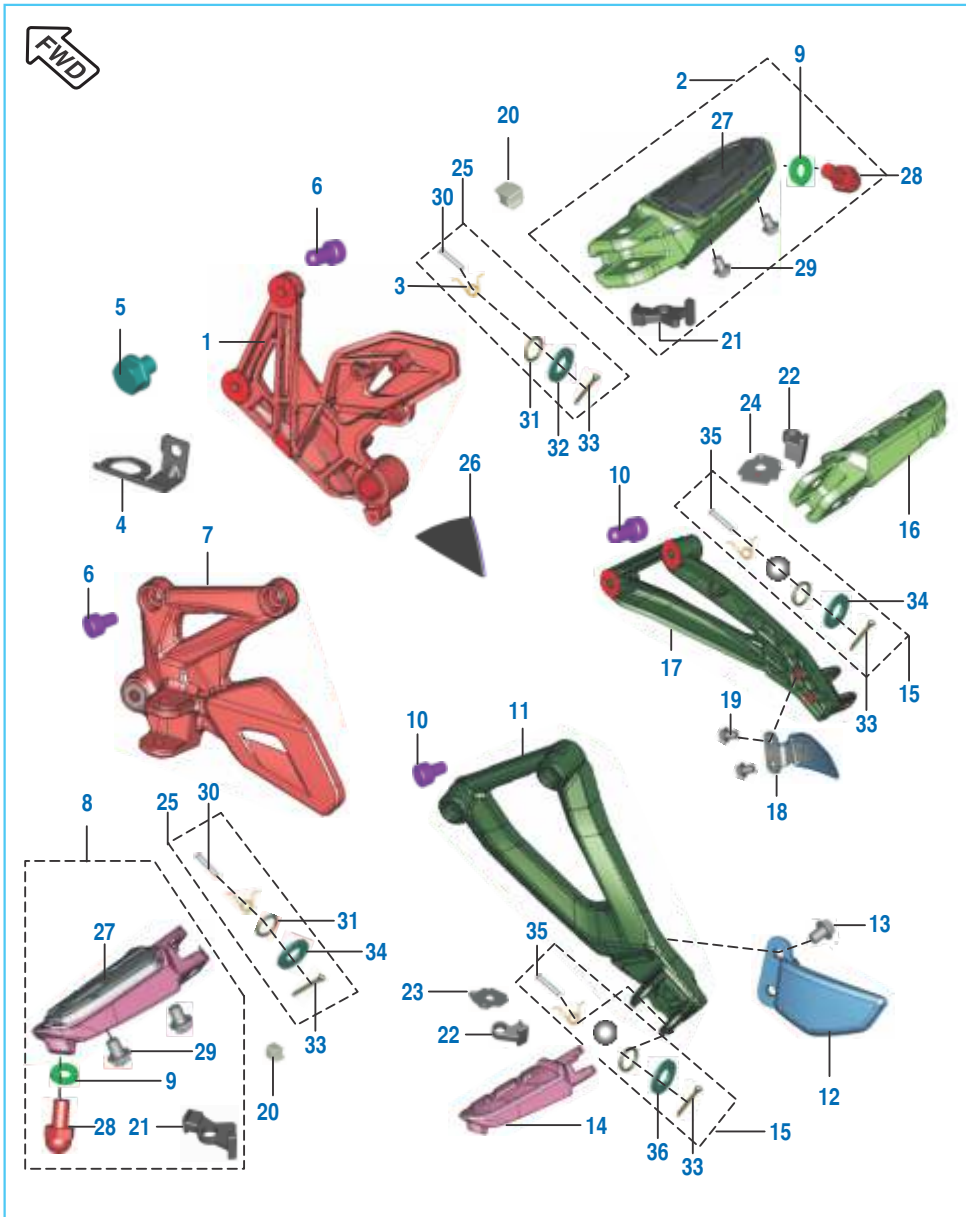
No.	Part No.	Description	Qty.		Remarks
			Front Disc	Twin Disc	
1	JF 1111 73	Frame Assembly Complete	1	1	Without Bearing Race
2	JL 1111 03	Cap Tube End	2	2	
3	JF 1138 23	Bracket HT Coil MTG Loose	1	1	
4	KA DF06 16	Bolt Flanged	4	4	
5	JF 1138 32	Bracket Horn Mtg LH	1	1	
6	36 DK01 59	Kit Steering Head Bearing	1	1	
7	DK 1810 75	Nut Steering	1	1	
8	PD 1510 06	Cup Steering	1	-	
	DK 1810 76	Cup Steering	-	1	
9	JL 1138 09	Grommet Air Filter Resting	1	1	
10	DT 1813 22	Plug 1	1	-	
	DT 1813 23	Plug 2	-	1	
11	JF 1138 34	Heat Sheath	1	1	
12	JF 2312 19	Bush	2	-	
13	LA J000 20	Bolt Stud	1	-	
14	LC G000 16	Nut Hex Flange	1	-	
15	DS 1611 66	Frame tape II	-	1	(N.I.) For ABS Model
16	DS 2110 04	Damper seat I	-	2	For ABS Model
17	DK 1810 50	Cage bearing steering top	-	1	For ABS Model
18	DK 1810 51	Cage bearing steering bottom	-	1	For ABS Model

Swing Arm / Rear Shock Absorber



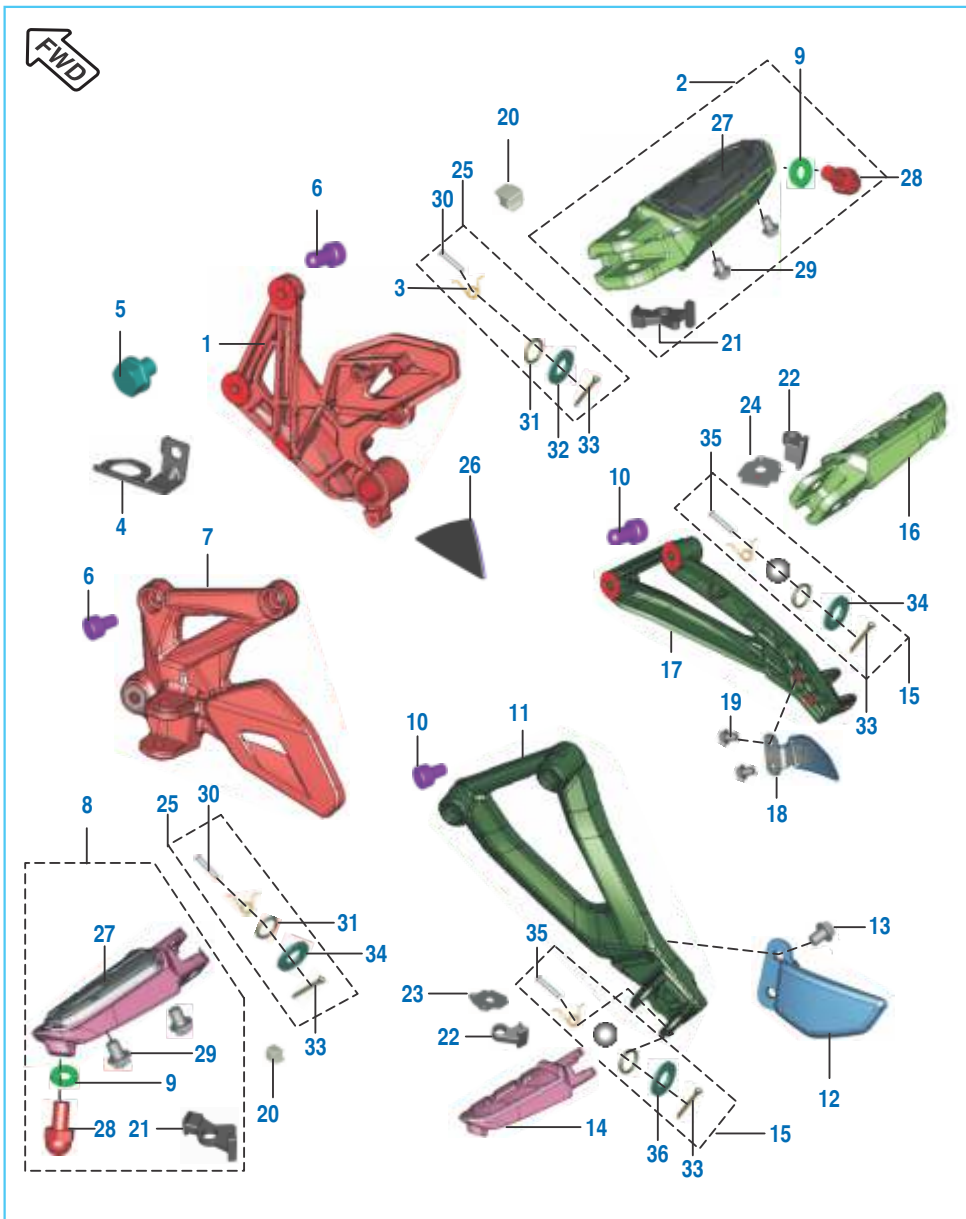
No.	Part No.	Description	Qty.		Remarks
			Front Disc	Twin Disc	
1	JF 1220 00	Shockabsorber Mono	1	1	
2	LA C000 19	Bolt Socket M10 X 1.25 X 55	2	2	
3	JF 1220 05	Assembly Swing Arm	1	-	
	JF 1220 72	Arm assembly swing	-	1	
4	DG 1710 16	Sleeve	2	2	
5	DG 1710 18	Bearing - Needle	2	2	
6	DG 1710 19	Seal - Oil	4	4	
7	JZ 1220 12	Plate Chain Adjuster	2	2	
8	JZ 1220 08	Adjuster Chain	2	2	
9	KC AD06 05	Hexagon Nut - M6 x 1	4	4	
10	JF 1220 06	Slider Chain	1	1	
11	39 0454 11	Washer - Plain	2	2	
12	39 0553 02	Screw - Self Tapping	2	-	
	KB RC35 13	Screw tapping pan cross	-	2	
13	JL 1220 08	Spacer Central Swing Arm	1	1	
14	JL 1220 26	Shaft Swing Arm Assembly	1	1	
15	DT 1138 48	Cap Swing Arm Pivot	2	2	
16	39 1053 15	Nut	1	-	
	JL 1138 28	Clamp SAI hose mtg	-	1	

Pillion Foot Rest / Holder



No.	Part No.	Description	Qty.		Remarks
			Front Disc	Twin Disc	
1	JL 1130 02	Holder Step RH	1	--	
	56 JL3Y 1Y	Holder Step RH SI Gray	--	1	
2	JF 1130 09	Step Assembly RH	1	--	
	52 JL10 35	Step Assembly RH SI Gray	--	1	
3	JL 1130 12	Spring Torsion	2	2	
4	JL 1130 33	Bracket Rear Brake Switch	1	1	
5	39 2475 04	Bolt Hexagon Head Flange M6	1	-	
	LA D000 40	Bolt flanged M6 - 6L	-	1	
6	LA C000 45	Bolt Socket Dia-08 L-20	4	4	
7	JL 1130 57	Step Holder LH	1	--	
	56 JL3X 1Y	Step Holder LH SI Gray	--	1	
8	JL 1130 00	Step Assly Main LH	1	1	
	52 JF03 08	Step Assly Main LH SI Gray	--	1	
9	LD A000 13	Washer Plain Dia 6.4XDia	1	1	
10	LA C000 16	Bolt Socket M8X35	4	4	
11	JL 1130 13	Step Holder - Pillion LH	1	1	
	56 JL4J 1Y	Step Holder- Pillion LH SI Gray	--	1	
12	JL 1130 26	Flap Pillion Holder LH	1	--	
	56 JL4L 1Y	Flap Pillion Holder LH SI Gray	--	1	
13	KA DE06 10	Bolt Flanged	2	-	
	KA DT06 10	Bolt Flanged	-	1	
14	56 JL01 01	Step Pillion Assy Complete	1	--	
	56 JF18 1Y	Step Pillion Assy Complete	--	1	
15	36 JL00 15	Kit Pillion Hardware	2	2	
16	56 JL02 01	Step Pillion Assy RH	1	1	
17	JL 1130 15	Step Holder - Pillion RH	1	1	
18	JL 1130 27	Flap Pillion Holder RH	1	1	
19	39 1954 04	Bolt - Flanged Small	2	-	
	DJ 1013 05	Bolt flange	-	2	
20	JZ 1130 61	Rubber Pad Footrest-Main	2	2	

Pillion Foot Rest / Holder



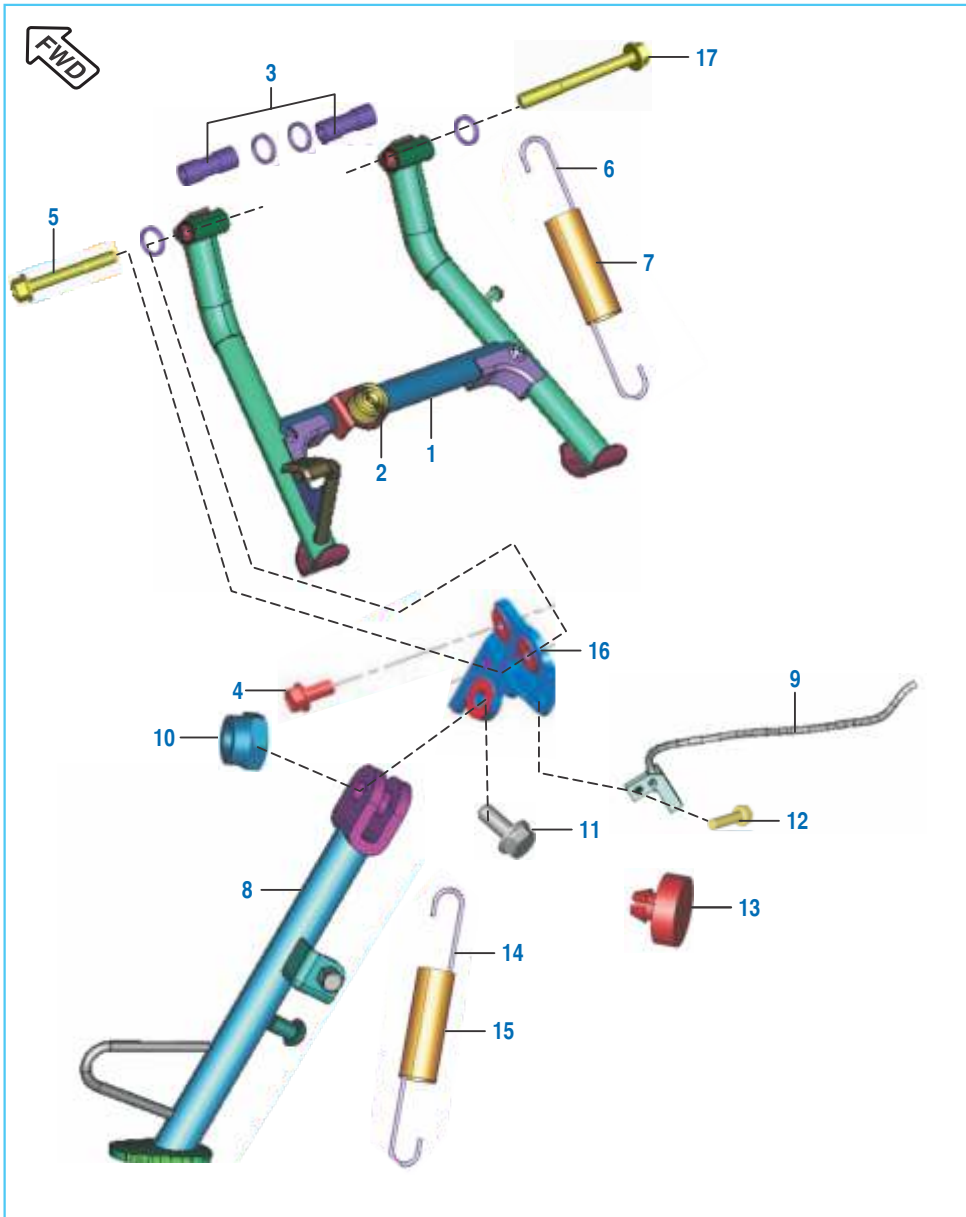
No.	Part No.	Description	Qty.		Remarks
			Front Disc	Twin Disc	
21	JF 1130 07	Damper Footrest	2	2	
22	JL 1130 36	Rubber Pad Footrest-Pillion	2	2	
23	DT 1130 14	Lock Plate LH	1	1	
	JF 1130 08	Lock Plate Foot Rest - K11	1	-	
24	DT 1130 15	Lock Plate RH	1	1	
25	36 JL00 41	Kit Main Step Hardware	2	2	
26	JL 1130 43	Tap Holder Step	1	1	
	JL 1130 59	Tape holder step LH	-	1	For ABS Model
27	JL 1130 06	Rubber main step	-	2	For ABS Model
28	JL 1130 35	Bolt - M6 x 1 x L10	-	2	For ABS Model
29	KA ED06 08	Bolt flanged small	-	4	For ABS Model
30	JL 1130 37	Pin foot step	-	2	For ABS Model
31	30 1410 31	Ring O	-	4	For ABS Model
32	KD AA08 16	Washer plain small	-	1	For ABS Model
33	KH AA25 20	Pin cotter	-	4	For ABS Model
34	LD B000 18	Washer plain	-	2	For ABS Model
35	JD 1130 19	Pin foot step	-	1	For ABS Model
36	KD BA08 18	Washer plain	-	1	For ABS Model

Mudguard - Front & Rear



No.	Part No.	Description	Qty.		Remarks
			Front Disc	Twin Disc	
1	JF 1814 03	Mudflap - Front	1	-	
2	39 0242 11	Washer Plain Small	6	-	
	KD AA05 10	Washer plain small	-	6	
3	39 2420 01	Screw Pan Cross	3	-	
	KB BJ05 12	Screw pan cross	-	3	
4	39 0326 15	Nut Nyloc M5 x 0.8	3	3	
5	DS 1611 25	Guide - Cable	1	1	
6	DJ 1610 69	Nail - Cable Guide	1	1	
7	JF 1814 02	Fender Brace	1	1	
8	KA DF08 20	Bolt Flanged	4	4	
9	KA CH06 16	Bolt Socket - M6 x 1 x L16	2	2	
10	JL 1814 11	Cup Washer Front Fender Mtg.	2	2	
11	JF 1318 55	Bkt. Brake Frt. Hose Clamp Btm.	1	1	
12	JL 1812 09	Fender Rear Front	1	1	
13	JL 1812 21	Foam - Rear Fender Front	1	1	
14	LD B000 23	Washer - Plain	2	-	
	39 0239 11	Plain washer	-	2	
15	39 1943 04	Bolt Flanged - M6	2	2	
16	JL 1813 25	Plug	-	1	
17	JF 1814 35	Fender Front Mud Protector	-	1	
18	DT 1814 33	Plug front fender rear	-	1	For ABS Model

Stand Assembly



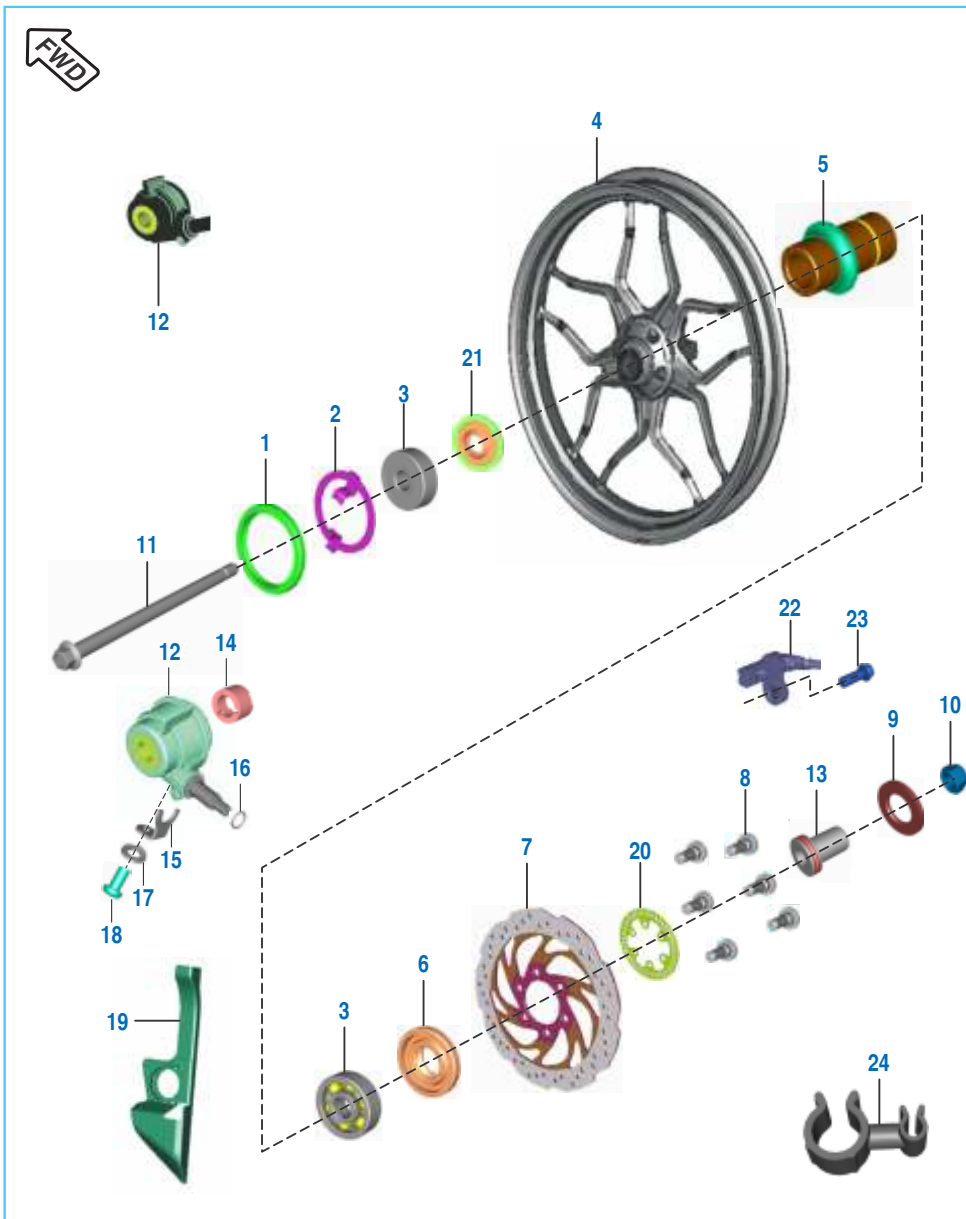
No.	Part No.	Description	Qty.		Remarks
			Front Disc	Twin Disc	
1	JF 1132 02	Center Stand	1	1	
2	DG 1611 24	Damper	1	1	
3	JL 1132 10	Bush Main Stand LH	2	2	
4	LA D000 73	Bolt Flanged	1	-	
5	LA D001 35	Bolt Flange - M8 x 1.25 x L70	1	1	
6	JL 1132 07	Spring Main Stand	1	1	
7	JL 1132 12	Cover Spring Main Stand	1	1	
	JL 1132 06	Spring main stand with cover	-	1	For ABS Model
8	JL 1132 01	Assembly Side Stand	1	1	
9	JL 4014 02	Switch Side Stand	1	1	
10	39 0422 15	Nut - Nyloc M10	1	1	
	LC H000 01	Nut nyloc - M10 x 1.25	-	1	For ABS Model
11	DF 1611 02	Bolt For Side Stand Mounting	1	1	
12	KA DB05 16	Bolt - Flanged	1	-	Magnet Mtg.
	KA DS05 16	Bolt flange	-	1	
13	JL 4036 00	Magnet Assembly	1	1	
14	JL 1132 09	Spring Side Stand	1	1	
15	DH 1611 46	Cover - Spring Side Stand	1	1	
16	52 JL00 72	Bracket Side Stand Mtg	1	1	
17	LA D001 34	Bolt Flange - M8x1.25xL60	1	1	

Tube / Tyre / Rim



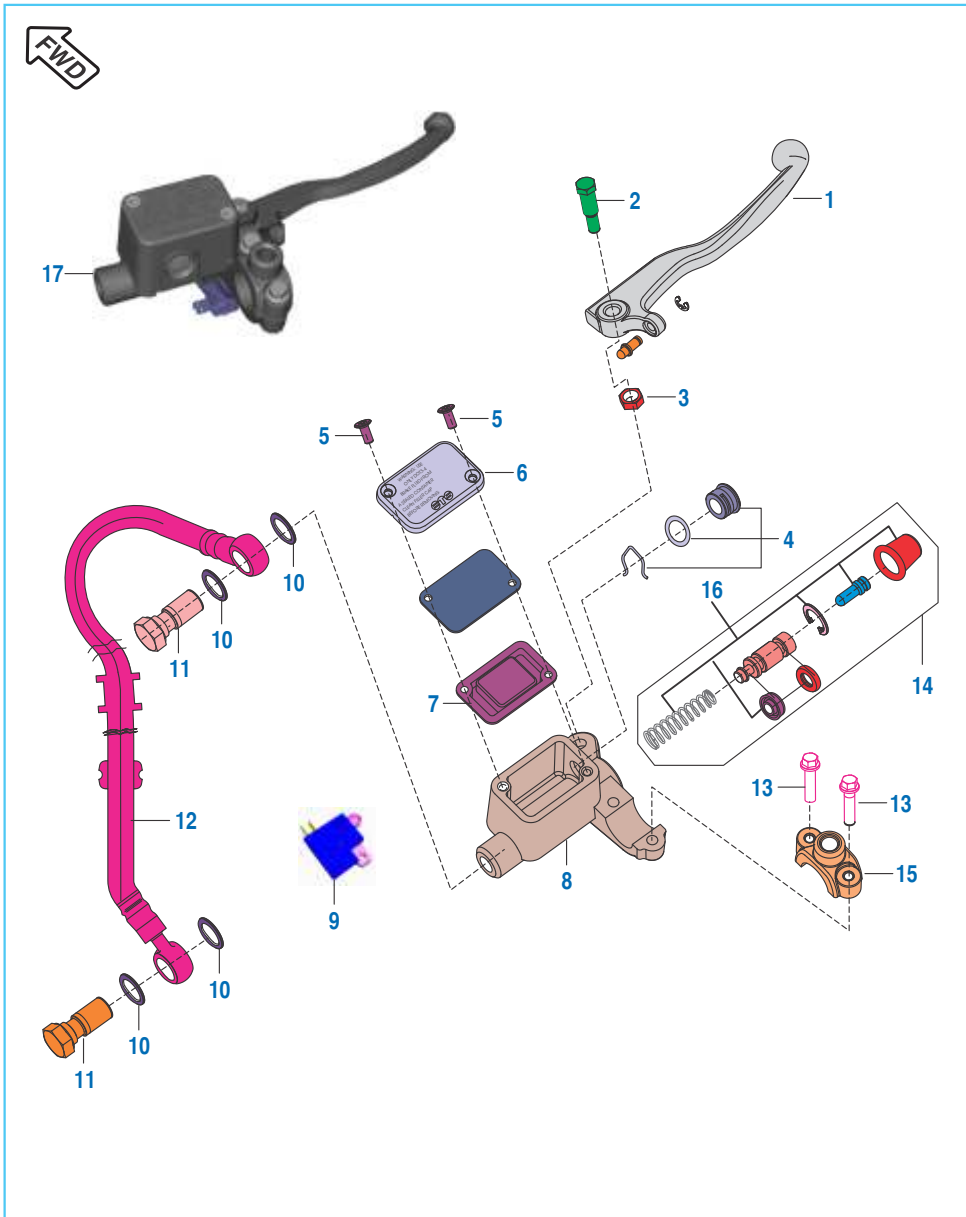
No.	Part No.	Description	Qty.		Remarks
			Front Disc	Twin Disc	
1	JF 1310 10	Tyre Tubeless (Size 80/100-17)	1	-	Not Serviceable
	DK 1510 39	Tyre 90/90-17	-	1	Not Serviceable
2	DK 1510 26	Valve Tubeless Tyre	2	2	
3	JF 1310 11	Wheel Front 1.85 x 17	1	1	
4	JF 1312 06	Wheel Rear 2.15 x 17	1	-	
	JF 1312 33	Wheel rear MT 2.50 x 17	-	1	
	JF 1312 33	Wheel rear MT 2.50 x 17	-	1	For ABS Model
5	JF 1312 22	Tyre 110 / 80-17	1	-	Not Serviceable
	DK 1510 40	Tyre 120/80-17	-	1	Not Serviceable

Front Hub



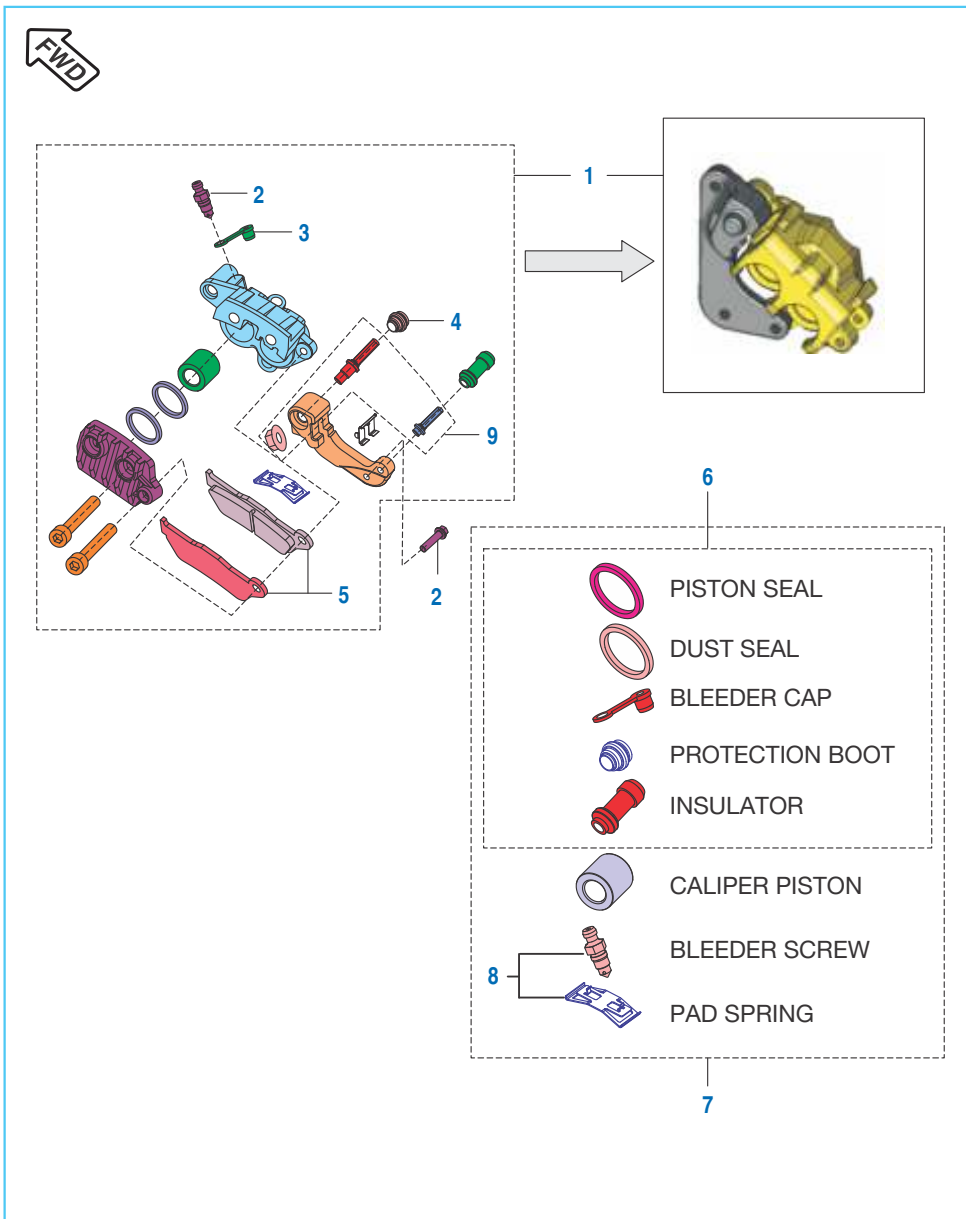
No.	Part No.	Description	Qty.		Remarks
			Front Disc	Twin Disc	
1	DE 1510 08	Seal Oil	1	1	
2	DE 1510 12	Plate Drive	1	1	
3	KP BB63 01	Bearing Ball - C3 Clearance	2	2	
4	JF 1310 11	Wheel Front 1.85 x 17	1	1	
5	JF 1310 18	Assembly Collar Front Wheel	1	1	
6	30 1510 33	Seal Oil	1	1	
7	JF 1318 00	Disc Front	1	1	
	JF 1318 33	Disc front Dia 260	-	1	For ABS Model
8	JD 1318 11	Special Bolt M8	6	6	
9	AN 1013 47	Washer Thrust	1	1	
10	KC JD12 12	Nut U - M12	1	1	
11	JF 1310 08	Axle Front	1	1	
12	DH 2010 81	Case Meter Without Cable	1	1	
13	JF 1310 16	Spacer Front Wheel	1	1	
14	DJ 1510 94	Rotor Speedo +	1	1	
15	30 1511 18	Stopper For Bushing	1	1	
16	59 2100 19	O Ring	1	1	
17	39 0900 12	Washer - Spring	1	1	
18	KB BM04 08	Screw Pan Cross	1	1	
19	JF 1814 35	Mud Flap	1	1	
20	JU 1318 01	Sensor disc front	-	1	For ABS Model
21	JF 1310 20	Cover collar wheel front	-	1	For ABS Model
22	DK 2011 64	Sensor speed wheel	-	1	For ABS Model
23	KA ED06 16	Bolt flanged small	-	1	For ABS Model
24	JH 1318 84	Clip harness speed sensor	-	2	For ABS Model

Front Master Cylinder



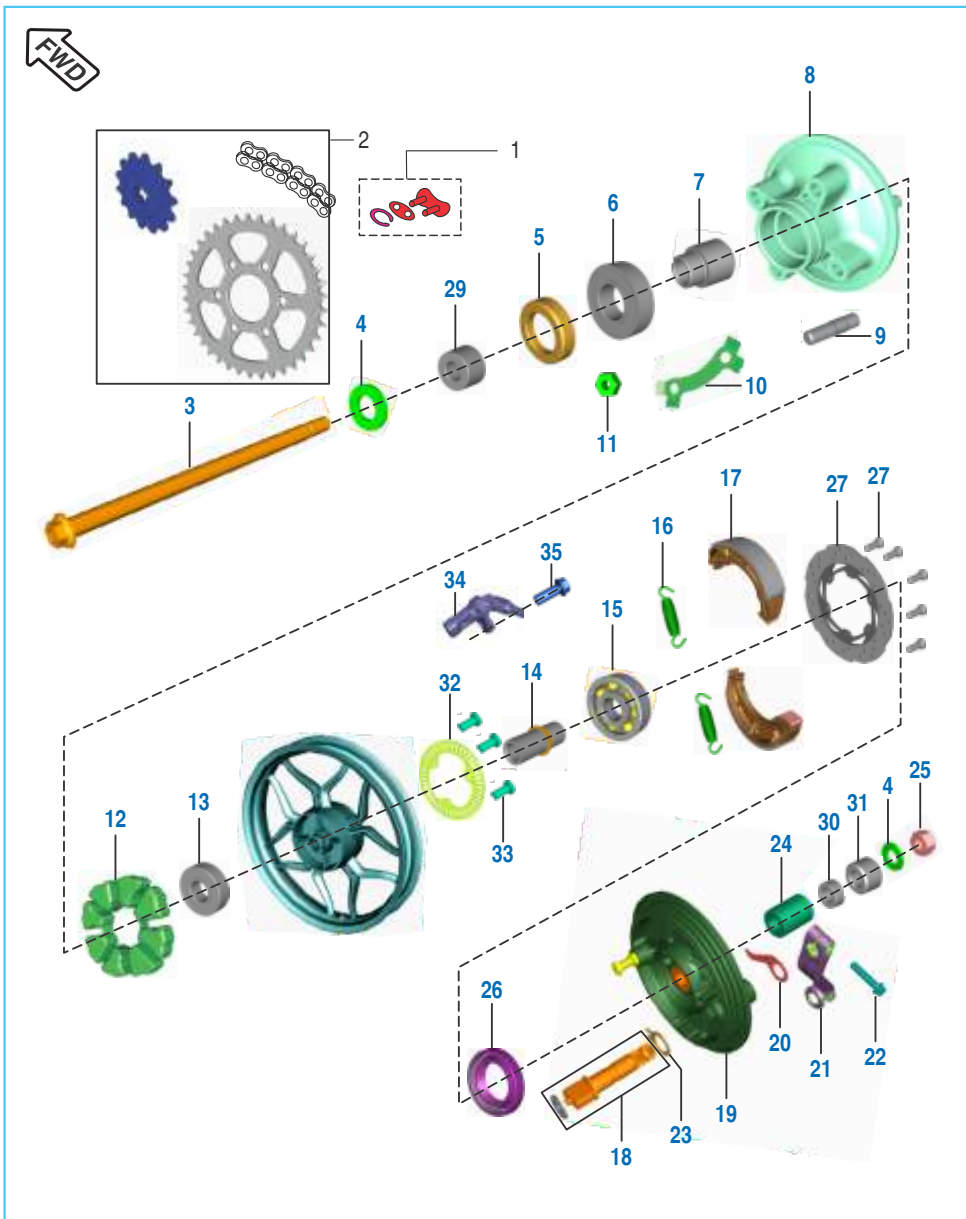
No.	Part No.	Description	Qty.		Remarks
			Front Disc	Twin Disc	
1	DJ 1910 57	Brake Lever Front	1	1	
2	DJ 1910 29	Bolt Front Bracket I	1	1	
3	DJ 1910 30	Nut	1	1	
4	36 DH19 02	Oil Window Kit	1	1	
5	DJ 1910 31	Screw	2	2	
6	DE 1910 29	Cover - Reservoir	1	1	
7	DE 1910 28	Diaphragm	1	1	
8	JF 1318 07	Master Cylinder Assembly	1	1	
9	DJ 2011 09	Front Brake Switch (Minda)	1	1	
10	DE 1910 10	Washer - Copper	4	4	
11	DK 1510 69	Bolt - Banjo	2	2	
12	JF 1318 02	Brake Hose	2	2	
13	KA DD08 30	Bolt Flanged	2	2	
14	36 JF00 18	Major Kit M-11	1	1	
15	DE 1910 33	Clamp - Holder : RH	1	1	
16	36 JF00 19	Minor Kit	1	1	
17	JF 1318 37	Cylinder assembly master front	-	1	For ABS Model

Front Disc Brake



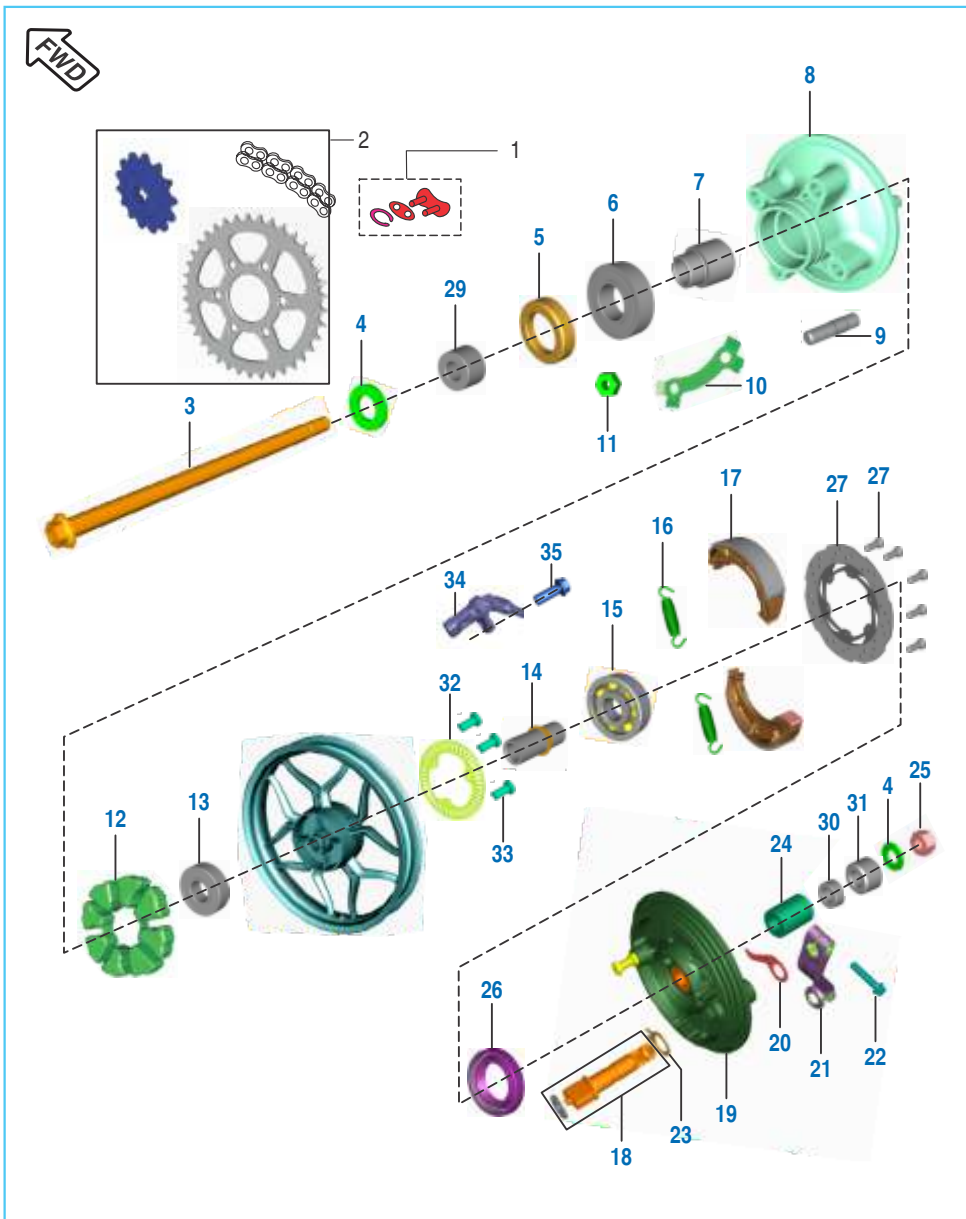
No.	Part No.	Description	Qty.		Remarks
			Front Disc	Twin Disc	
1	JF 1318 06	Integral Caliper Assembly	1	1	
	JF 1318 34	Caliper assembly front	-	1	For ABS Model
2	JL 1318 06	Screw Bleeder	1	1	
3	DE 1510 47	Bleeder Cap	1	1	
4	JL 1318 07	Boot	1	1	
5	JW 1318 07	Pad Set Brake Front	1	1	
6	36 JF00 16	Caliper Minor Kit	1	1	
7	36 JF00 15	Caliper Major Kit	1	1	
8	36 JF00 17	Caliper Mini Kit	1	1	
9	JW 1318 10	Ankor Pin Kit	1	1	
10	DH 1510 39	Bolt flange (Caliper mounting)	-	2	For ABS Model

Rear Hub



No.	Part No.	Description	Qty.		Remarks
			Front Disc	Twin Disc	
1	JD 1410 03	Drive Chain Lock	1	1	
2	36 JF00 06	Kit Chain Sprocket	1	-	
	36 JF01 67	Kit Chain Sprocket	-	1	
3	JF 1312 10	Axle Rear	1	-	
	JF 1312 36	Axle Rear	-	1	
4	LD B000 29	Washer Rear Axle RH	2	1	
5	DS 1510 57	Dust Cover Rear	1	-	
	DK 1510 12	Seal oil	-	1	
6	KP BC60 04	Bearing Ball - C3 Clearance	1	-	
	KP AC60 05	Bearing ball ordinary clearance	-	1	
7	JD 1312 12	Sleeve	1	-	
	DK 1510 15	Sleeve	-	1	
8	JN 1312 03	Coupling	1	-	
	JC 1510 16	Coupling (black)	-	1	
9	DS 1510 73	Stud M10	4	4	
10	PF 1312 20	Washer Lock For Nut A/F17	2	2	
11	LC B000 05	Nut Hex A/F 17	4	4	
12	JG 1312 19	Coupling Rubber	1	1	
13	KP BB62 02	Bearing Ball C3 Clearance	1	-	
	KP BC62 02	Bearing Ball C3 Clearance	-	1	
14	30 1510 75	Collar Bearing	1	-	
	DK 1510 22	Collar bearing assly	-	1	
15	KP BB63 02	Bearing Ball C3 Clearance	1	-	
	KP BC63 02	Bearing Ball C3 Clearance	-	1	
16	30 1510 69	Spring	2	-	
17	JN 1318 12	Brake Shoe Assembly	2	-	
18	JC 1510 04	Cam Brake Assembly	1	-	
19	JF 1316 01	Panel Rear Brake Assembly	1	-	
20	JC 1510 06	Indicator	1	-	

Rear Hub



No.	Part No.	Description	Qty.		Remarks
			Front Disc	Twin Disc	
21	JF 1316 00	Cam Lever	1	-	
22	JB 1312 24	Hex Bolt With Flange M6 - 30L	1	-	
23	JC 1510 12	Special Washer Panel RR	1	-	
24	JF 1312 09	Spacer Pannel Side	1	-	
25	LC J000 02	Nut U - M14	1	1	
26	30 1510 82	Seal oil	1	1	
27	JL 1319 30	Disc rear DIA 230MM	-	1	
28	DH 1510 40	Bolt - socket head M6 pre-coated	-	6	
29	DK 1510 14	Spacer for coupling	-	1	
30	DK 1510 82	Spacer II	-	1	
31	DK 1510 81	Spacer I	-	1	
32	JU 1318 02	Sensor disc rear	-	1	For ABS Model
33	JG 1312 20	Screw pan cross - M6 x 1 x L12	-	3	For ABS Model
34	DK 2011 64	Sensor speed wheel	-	1	For ABS Model
35	KA ED06 16	Bolt flanged small	-	1	For ABS Model

Rear Master Cylinder



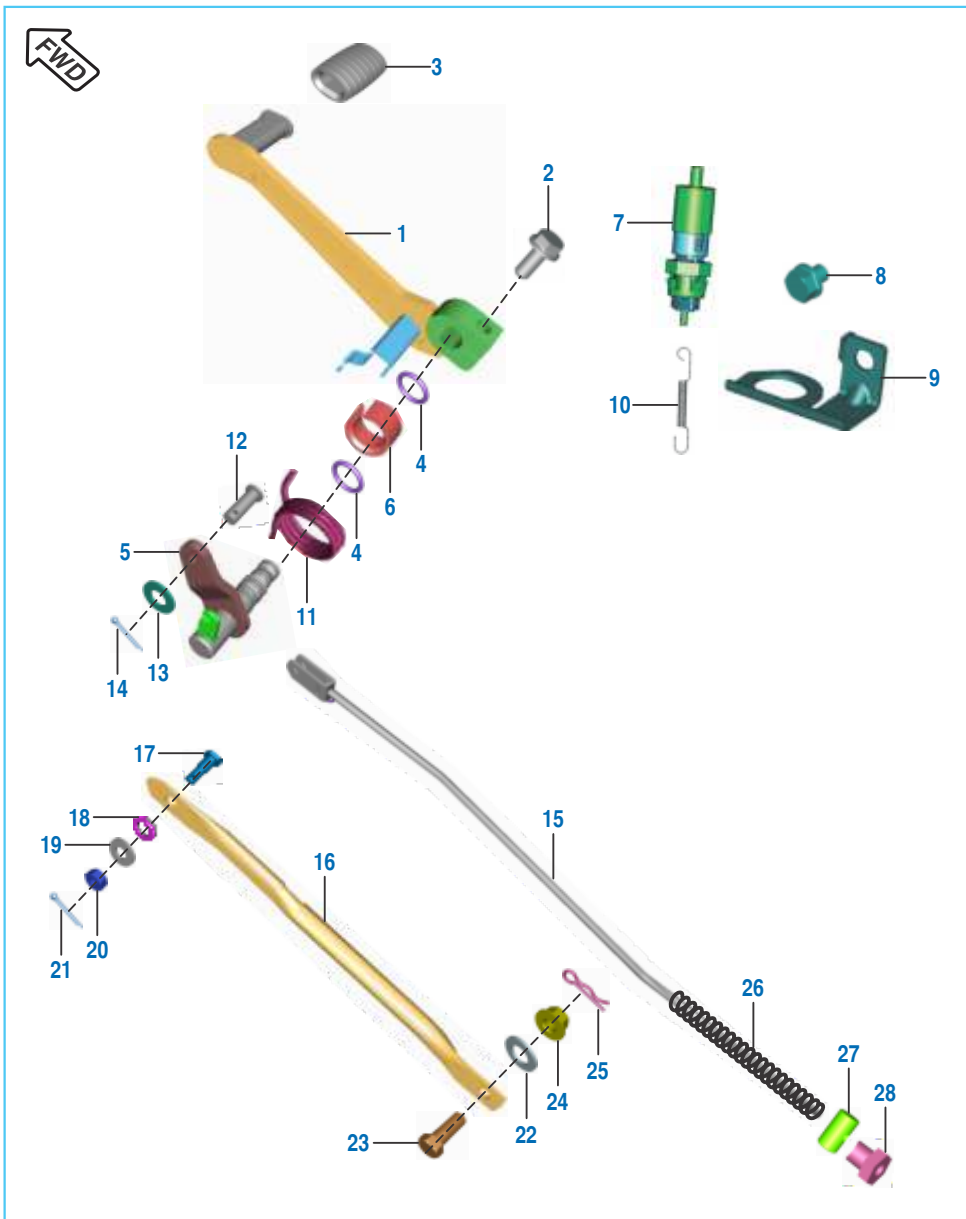
No.	Part No.	Description	Qty.		Remarks
			Front Disc	Twin Disc	
1	36 DH41 73	Minor Kit - Master Cylinder	-	1	
2	36 DH41 72	Major Kit - Master Cylinder	-	1	
3	YJ F220 06	Master Cylinder	-	1	
4	YJ F220 04	Hose Reservoir With Clamps	-	1	
5	YJ F220 02	Reservoir With Cap & Diaphragm	-	1	
6	YJ F220 01	Cap Reservoir & Diaphragm	-	1	
7	LA D000 77	Bolt flanged M6 X 16	-	2	Rr. Mast. Cyl. Mtg. Bt.
8	KA DT06 12	Bolt Flanged	-	1	
9	JL 1318 41	Bracket- Reservoir mounting	-	1	
10	JL 1318 78	Bracket Reservoir cap	-	1	
11	KA DD06 14	Flanged Bolt	-	1	
12	LH A000 01	Pin	-	1	For ABS Model
13	KD AA06 11	Washer plain small	-	1	For ABS Model
14	KH AA20 15	Pin cotter	-	1	For ABS Model

Rear Caliper Assembly



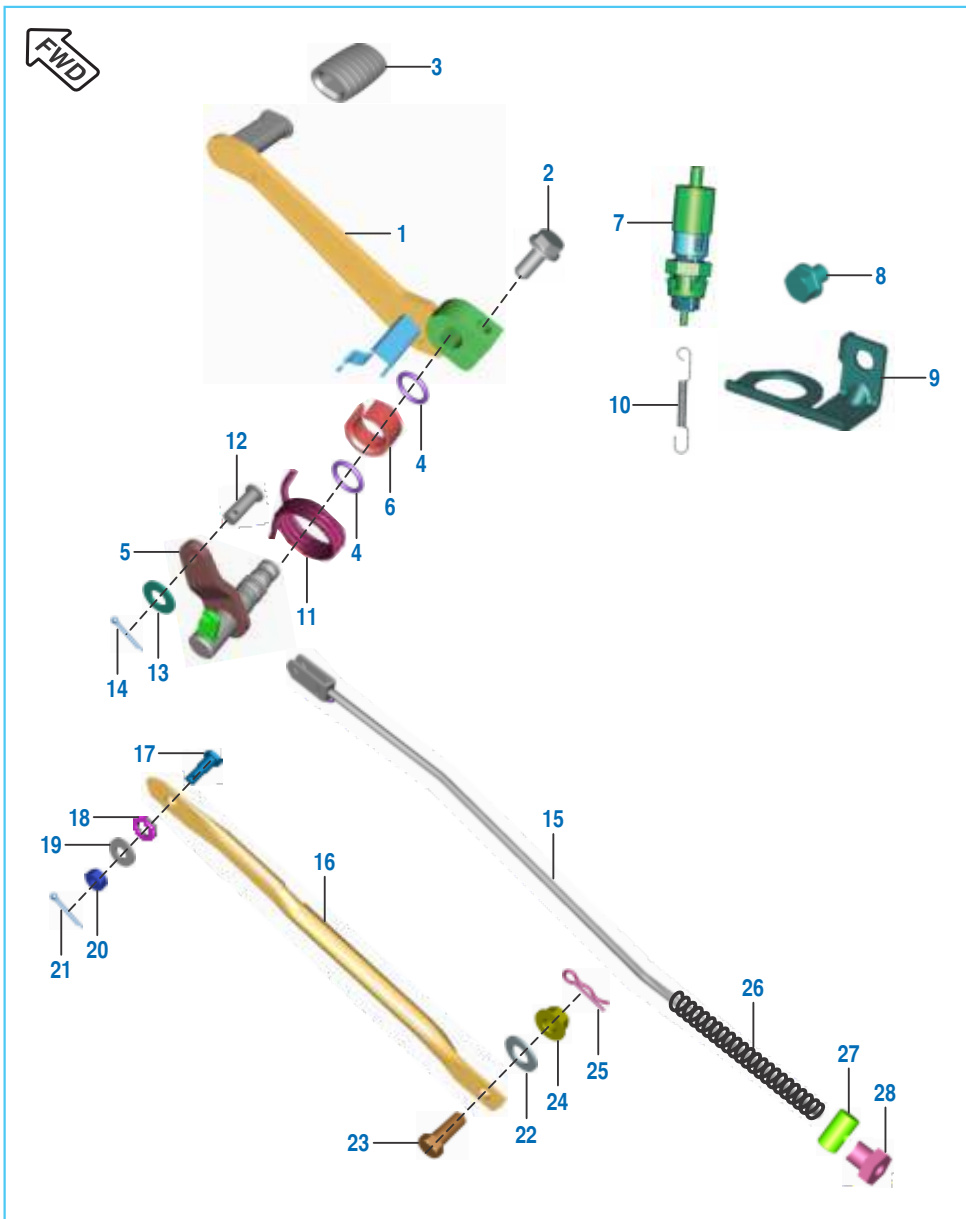
No.	Part No.	Description	Qty.		Remarks
			Front Disc	Twin Disc	
1	YJ F220 09	Caliper Assembly	-	1	
	JF 1319 06	Caliper assembly rear	-	1	For ABS Model
2	36 DH41 74	Disc Pad Set Rear Caliper	-	1	
3	36 DH41 75	Major Kit Rear Caliper	-	1	
4	36 DH41 77	Kit Minor Rear Caliper	-	1	
5	36 DH41 76	Kit Piston Seal Rear Caliper	-	1	
6	36 DH41 78	Kit Bleeder Screw End	-	1	
7	36 DH41 79	Kit Caliper Hardwares End	-	1	
8	36 DH41 80	Kit Holder Bracket Caliper End	-	1	
9	JF 1318 78	Hose cylinder master rear-caliper	-	1	
10	GL 1318 27	Bolt banjo	-	2	For ABS Model

Rear Brake Pedal



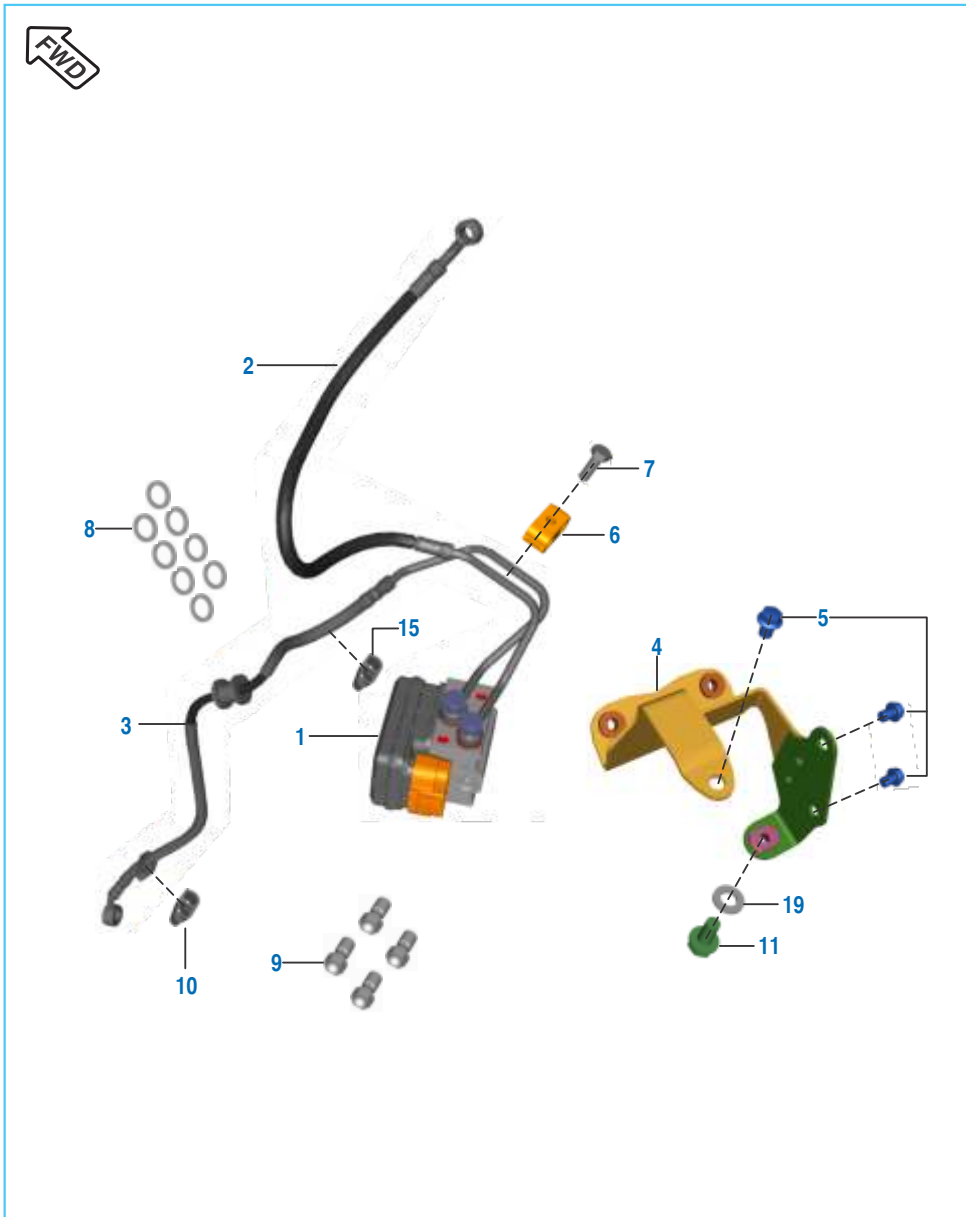
No.	Part No.	Description	Qty.		Remarks
			Front Disc	Twin Disc	
1	JF 1610 01	Brake Pedal	1	-	
	JF 1610 09	Assembly pedal brake	-	1	
2	59 0400 48	Bolt - Flanged : M8	1	-	
	KA DD08 30	Bolt flanged	-	1	
3	DG 1013 39	Damper	1	1	
4	39 1537 21	O Ring	2	2	
5	JL 1610 05	Shaft Assy Brake Lever	1	-	
	JL 1610 10	Shaft assy brake lever - Disc	-	1	
6	DH 1910 13	Spacer Brake Shaft assembly	1	1	
7	31 2010 79	Switch - Rear Brake	1	-	
	JL 4014 06	Brake switch rear	-	1	
8	39 2475 04	Hex. head bolt	1	-	
	LA D000 40	Bolt flanged M6 - 6L	-	1	
9	JL 1130 33	Bracket Rear brake switch	1	1	
10	JL 1610 06	Spring Rear Brake Switch	1	1	
11	DH 1910 06	Spring - Brake Pedal	1	1	
12	30 1910 38	Pin	1	-	
13	39 0198 11	Washer Plain	1	-	
14	39 0808 08	Split Pin	1	-	
15	JL 1318 10	Brake Rod	1	1	
16	DJ 1510 42	Rod Torque	1	-	
17	DH 1510 29	Step Bolt Torque Rod	1	-	
18	39 0789 12	Washer Spring	1	-	
19	39 1540 11	Plain Washer	1	-	
20	39 0694 15	Hex Lock Nut - M8 x 1.25	1	-	

Rear Brake Pedal



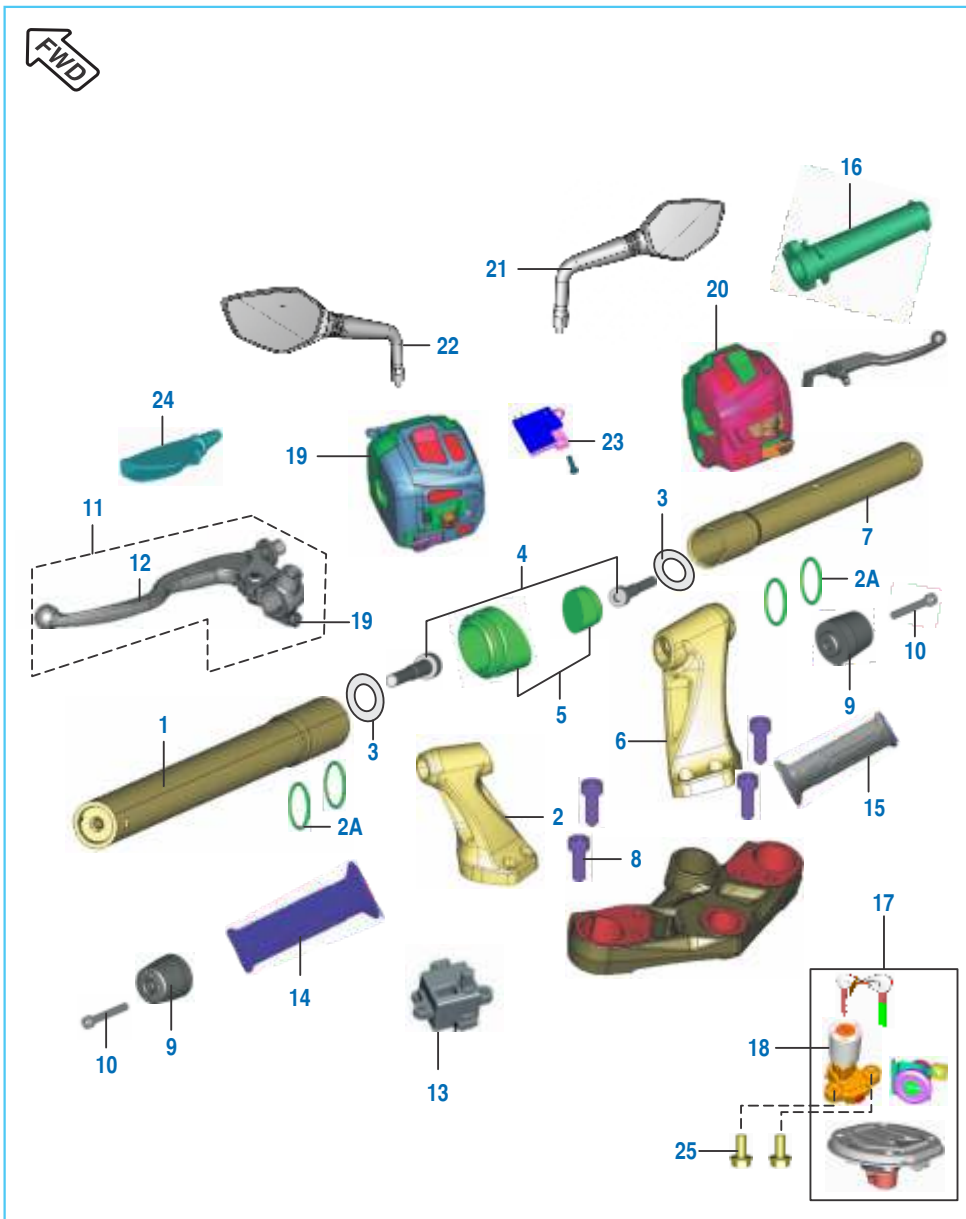
No.	Part No.	Description	Qty.		Remarks
			Front Disc	Twin Disc	
21	LH B000 01	Pin Snap	1	-	
22	39 0199 11	Plain Washer	1	-	
23	DG 1910 48	Bolt	1	-	
24	39 1225 15	Hex Nut Flange - M10	1	-	
25	39 0807 08	Pin Snap	1	-	
26	JC 1910 08	Spring Brake Rod	1	-	
27	JC 1910 11	Pin Brake	1	-	
28	JC 1910 07	Nut Brake Rod	1	-	

Anti Lock Brake System



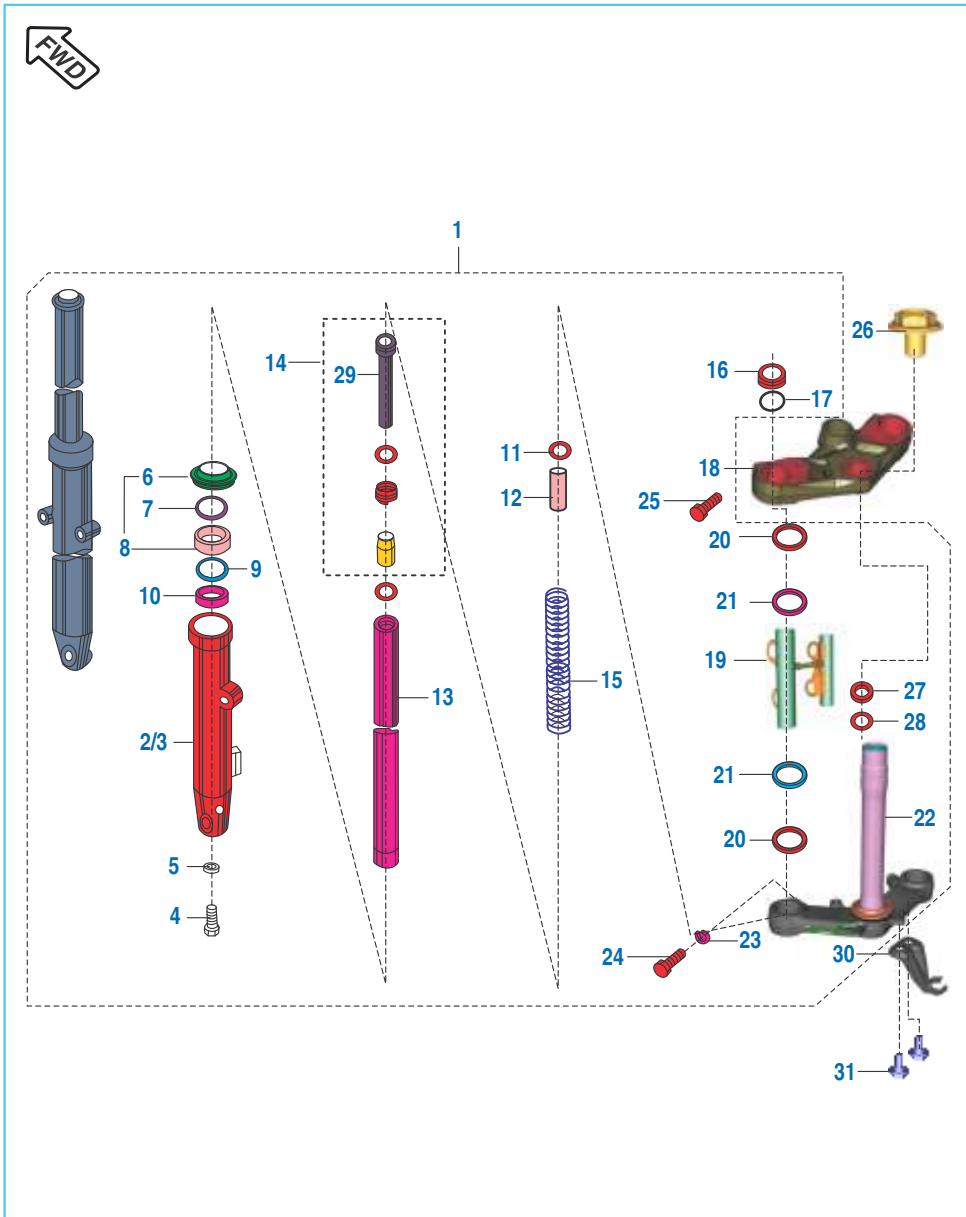
No.	Part No.	Description	Qty.		Remarks
			Front Disc	Twin Disc	
1	JF 1319 02	ABS Unit	-	1	
2	36 JF01 99	Hose M Cylinder to ABS Unit	-	1	
3	36 JF02 00	Hose Caliper to ABS	-	1	
4	JF 1138 54	Bracket ABS	-	1	
5	KA ED06 08	Bolt flanged small	-	3	
6	DT 1318 75	Clamp brake hose	-	1	
7	KA AA06 20	Bolt	-	1	
8	DJ 1910 26	Copper Washer	-	8	
9	GL 1318 27	Benjo Bolt	-	4	
10	JF 1318 71	Clip separator	-	2	
11	LA E000 21	Bolt flanged M6 x 12	-	1	
12	JB 1130 07	Plain washer	-	1	

Handle Bar Assly



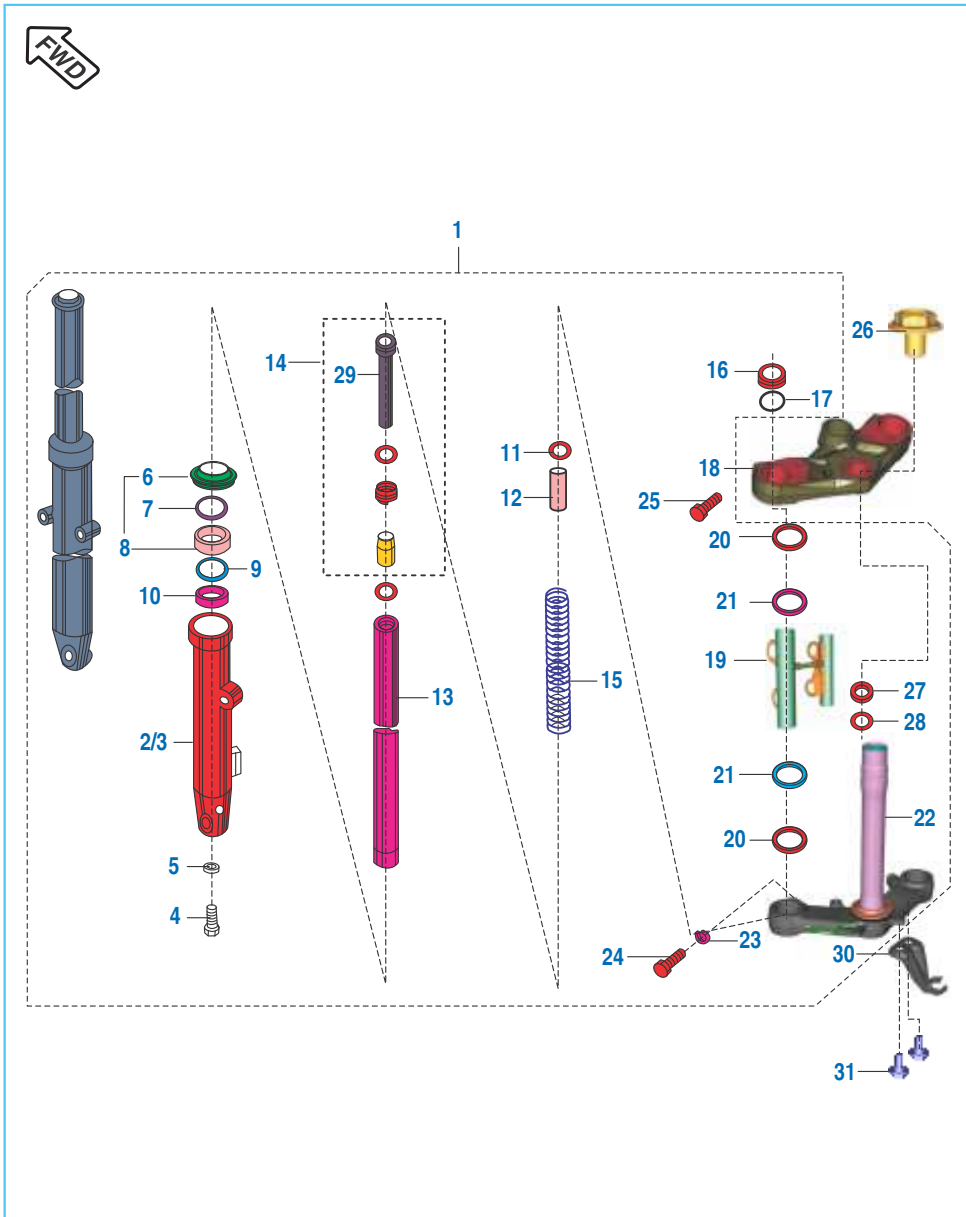
No.	Part No.	Description	Qty.		Remarks
			Front Disc	Twin Disc	
1	JL 1510 21	Handle Bar Tube LH Assembly	1	1	
2	JF 1510 25	Holder Handle LH	1	1	
2A	JL 1510 38	O ring	4	4	
3	39 1180 11	Washer - Plain	2	2	
4	LA C000 20	Bolt Socket M8 x 1.25P x 55L	2	2	
5	JL 1510 28	Plug Handle Holder	2	2	
6	JF 1510 27	Holder Handle RH	1	1	
7	JL 1510 34	Handlebar Tube Assembly RH	1	1	
8	LA C000 59	Bolt - Socket	4	4	
9	JL 1510 35	Handle Bar Weight	2	2	
10	39 2427 04	Bolt - Hex Socket Head	2	2	
11	JF 1610 02	Lever & Holder Assembly LH	1	1	
12	JG 1610 08	Lever LH For New CI Switch	1	1	
13	DJ 2012 46	Clutch Switch (6Amp Diode)	1	1	
14	JL 1610 03	Handle Grip LH	1	1	
15	DT 1610 05	Grip Hand Assy RH	1	1	
16	JG 1510 22	Pipe - Throttle	1	1	
17	JF 2326 12	Lock Set + Tank Cap	1	1	
18	JF 4014 03	Switch Ignition	1	1	
19	JL 4014 00	Switch Control LH	1	1	
	JF 4014 16	Switch control LH	-	1	For ABS Model
20	JL 4014 05	Switch Control RH AHO	1	1	
	JF 4014 21	Switch control RH	-	1	For ABS Model
21	JL 2316 01	Mirror Assy RH	1	1	
22	JL 2316 00	Mirror Assy LH	1	1	
23	DJ 2011 09	Front Brake Switch (Minda)	1	1	
24	DS 1910 52	Lever Boot LH	1	1	
25	KA DF06 14	Bolt Flanged	2	-	
	LA D000 77	Bolt flanged M6 x 16	-	2	
26	KA DD06 25	Bolt flanged	-	1	For ABS Model

Front Fork



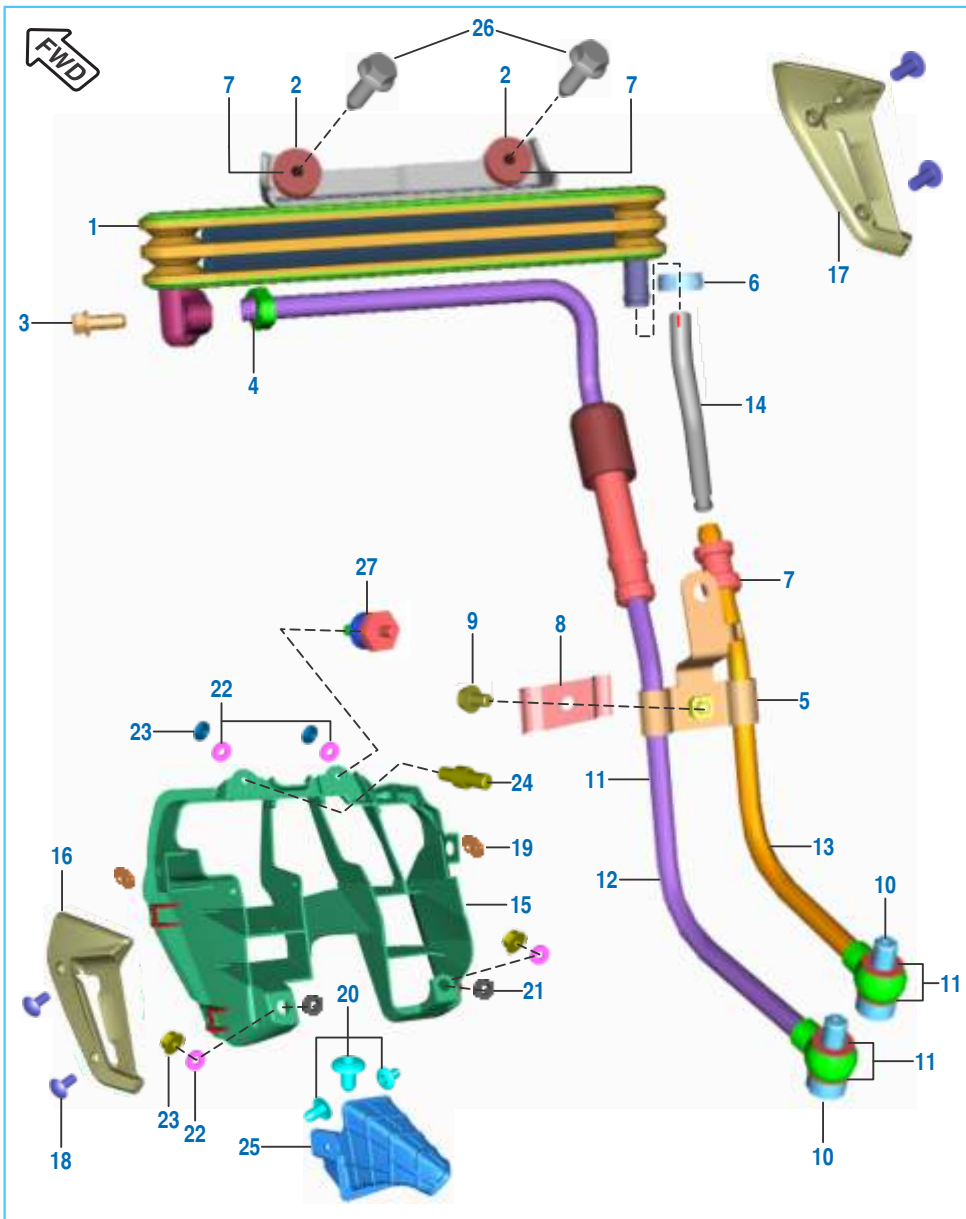
No.	Part No.	Description	Qty.		Remarks
			Front Disc	Twin Disc	
1	JF 1510 18	Fork Front Assembly	1	1	
2	JF 1510 31	Tube Outer LH	1	1	
3	JF 1510 32	Tube Outer RH	1	1	
4	30 1810 25	Socket Headed Bolt -M10	2	-	
	KA CF08 30	Bolt socket - M8	-	2	
5	30 1810 26	Copper Washer	2	2	
6	DJ 1810 89	Inner Dust Seal	2	2	
7	DJ 1810 88	Oil Seal Stopper	2	2	
8	DJ 1810 87	Fork oil seal kit	2	2	
9	DS 1810 72	Washer	2	2	
10	DS 1810 70	Guide Bush	2	2	
11	DM 1810 10	Washer	2	2	
12	JF 1510 36	Spacer Tube	2	2	
13	JF 1510 33	Fork Pipe Spinning	2	2	
14	36 JF01 38	Kit Cylinder Complete Fork	2	2	
14E	DS 1810 71	Slide Bush	2	2	
15	JF 1510 34	Main Spring	2	2	
16	DH 1810 15	Fork Bolt	2	2	
17	30 1810 29	O' Ring	2	2	
18	JF 1510 19	Upper Bracket	1	1	
19	JF 1812 10	Lamp Shade Assy	1	1	
20	JC 1810 07	Cover Cushion	4	4	

Front Fork



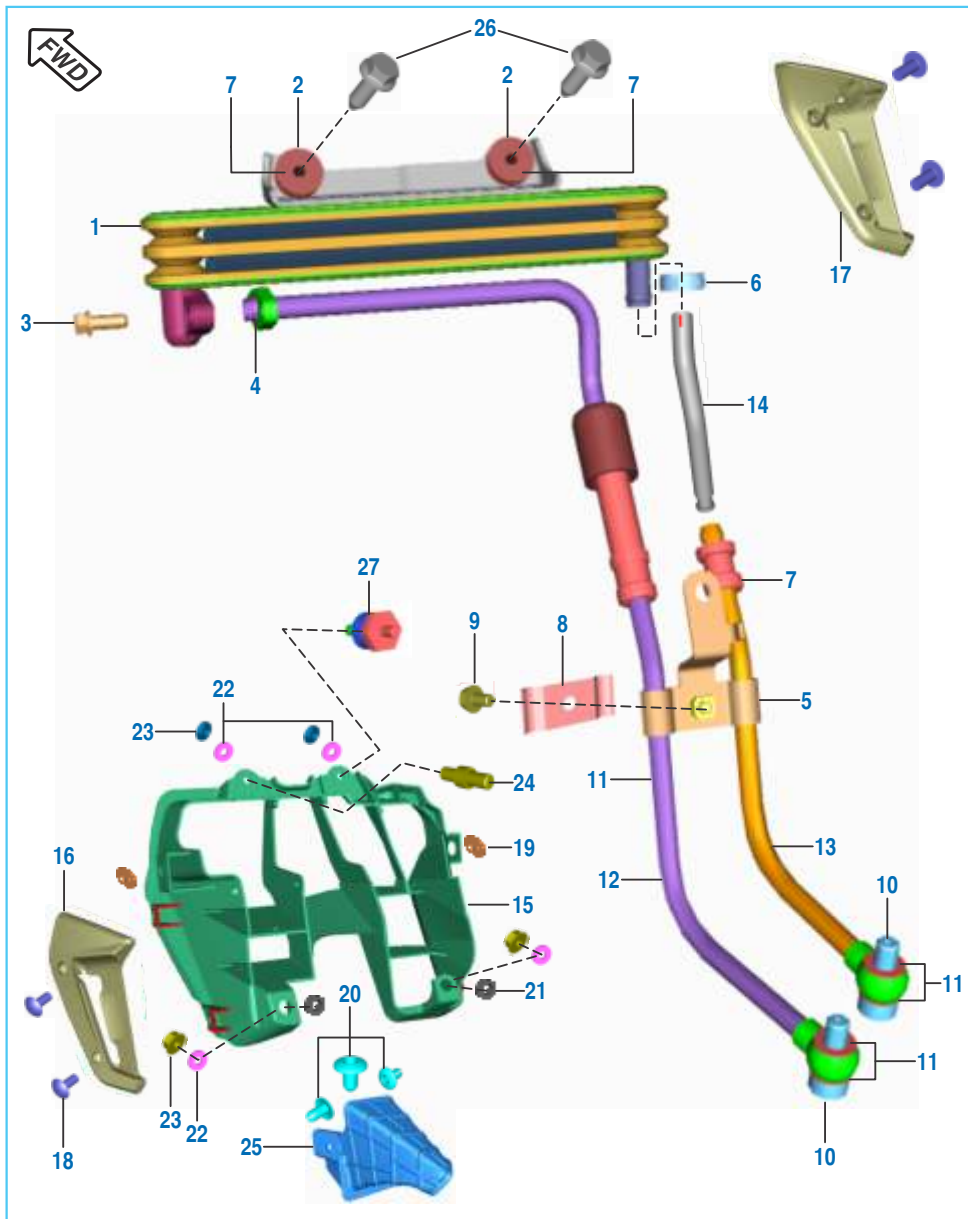
No.	Part No.	Description	Qty.		Remarks
			Front Disc	Twin Disc	
21	JC 1810 06	Cove Trail B	4	4	
22	JF 1210 04	Under Bkt Assy Complete	1	1	
23	JC 1810 20	Spring Washer	2	2	
24	DK 1810 28	Bolt	2	2	
25	DG 1810 08	Bolt - Socket	2	2	
26	JY 1510 11	Steering Top Bolt	1	1	
27	DG 1810 04	Oil Seal	1	1	
28	DG 1810 03	Washer	1	1	
29	JF 1510 35	Seat pipe	-	2	For ABS Model
30	JF 1318 96	Clamp hose brake	-	1	For ABS Model
31	JG 1812 55	Step bolt	-	2	For ABS Model

Oil Cooler Assembly



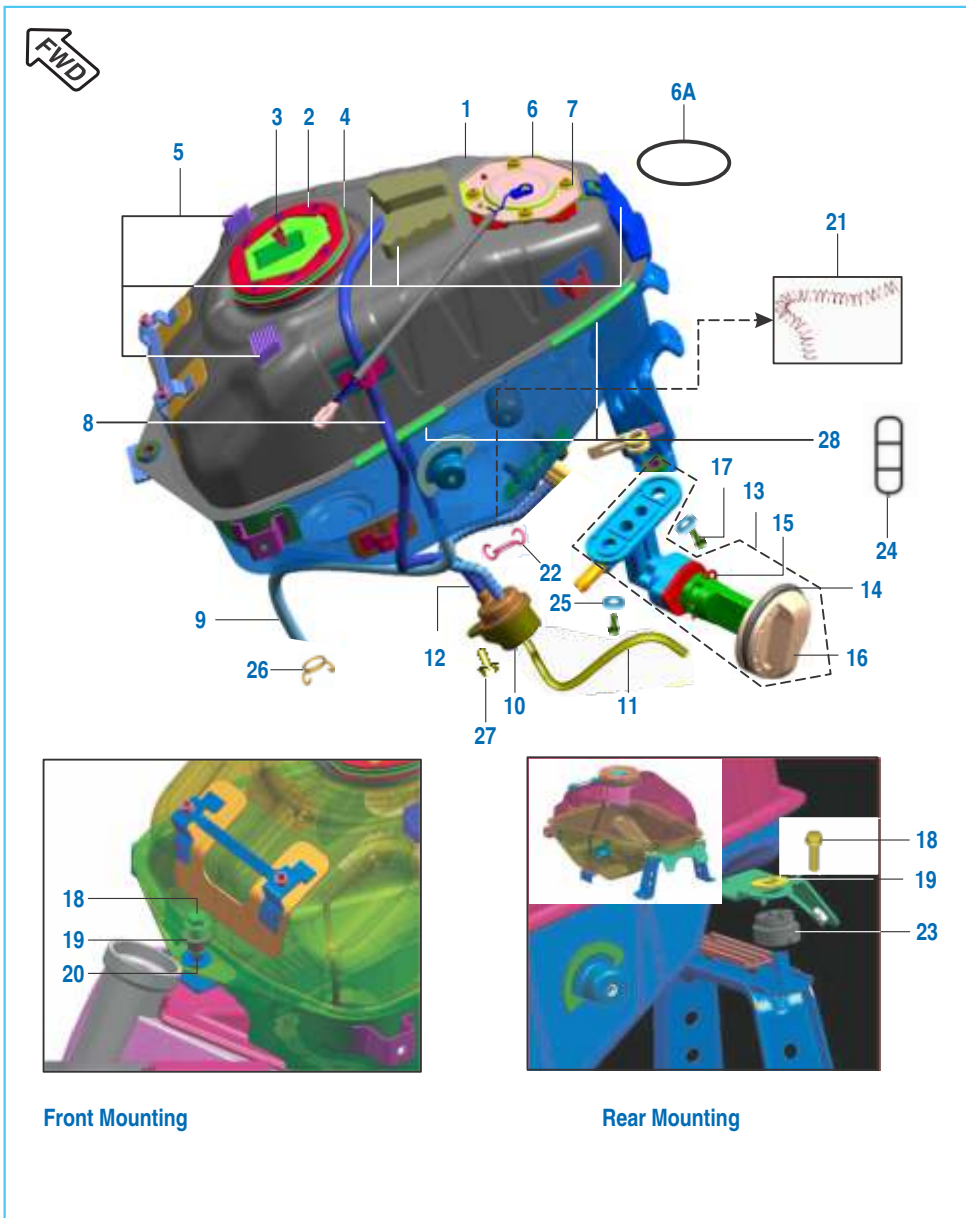
No.	Part No.	Description	Qty.		Remarks
			Front Disc	Twin Disc	
1	JE 5712 15	Assembly 3 Layer Oil Cooler	1	1	
2	JE 5712 23	Grommet Bracket Oil Cooler	2	2	
3	39 1672 04	Flange Bolt - M6 x 16	2	2	
	KA ED06 16	Bolt flanged small	-	2	For ABS Model
4	DK 1013 40	'O' Ring (Oil Cooler Pipe)	1	1	
5	JE 5712 40	Bracket Upper Oil Cooler	1	-	EC-A17JEENA1126
	JE 5712 24	Bracket Upper Oil Cooler	1	1	
6	JE 5712 39	Clamp - Oil Cooler	1	1	
7	JE 5712 27	Sleeve Bkt Oil Cooler	2	2	
8	JE 5712 25	Bracket Lower Oil Cooler	1	1	
9	KA DA06 10	Bolt Flanged	1	1	
10	DK 1013 66	Banjo Oil Cooler Pipe	2	2	
11	DK 1012 37	Washer Copper Oil Cooler	4	4	
12	JE 5712 19	Assly Pipe Inlet 3 Lyer Oil Cooler	1	1	
13	JE 5712 16	Assly Pipe Outlet 3 Lyer Oil Cooler	1	1	
14	JE 5712 18	Rubber Tube Oil Cooler	1	1	
15	JF 1812 87	Cowl Oil Cooler	1	1	
16	JF 1812 16	Shroud LH	1	1	
17	JF 1812 17	Shroud RH	1	1	
18	KB UA05 12	Screw Truss	4	4	
19	DS 1410 12	Grommet Side Cover FR	2	2	
20	JG 1812 59	Rivet Snap	3	3	

Oil Cooler Assembly



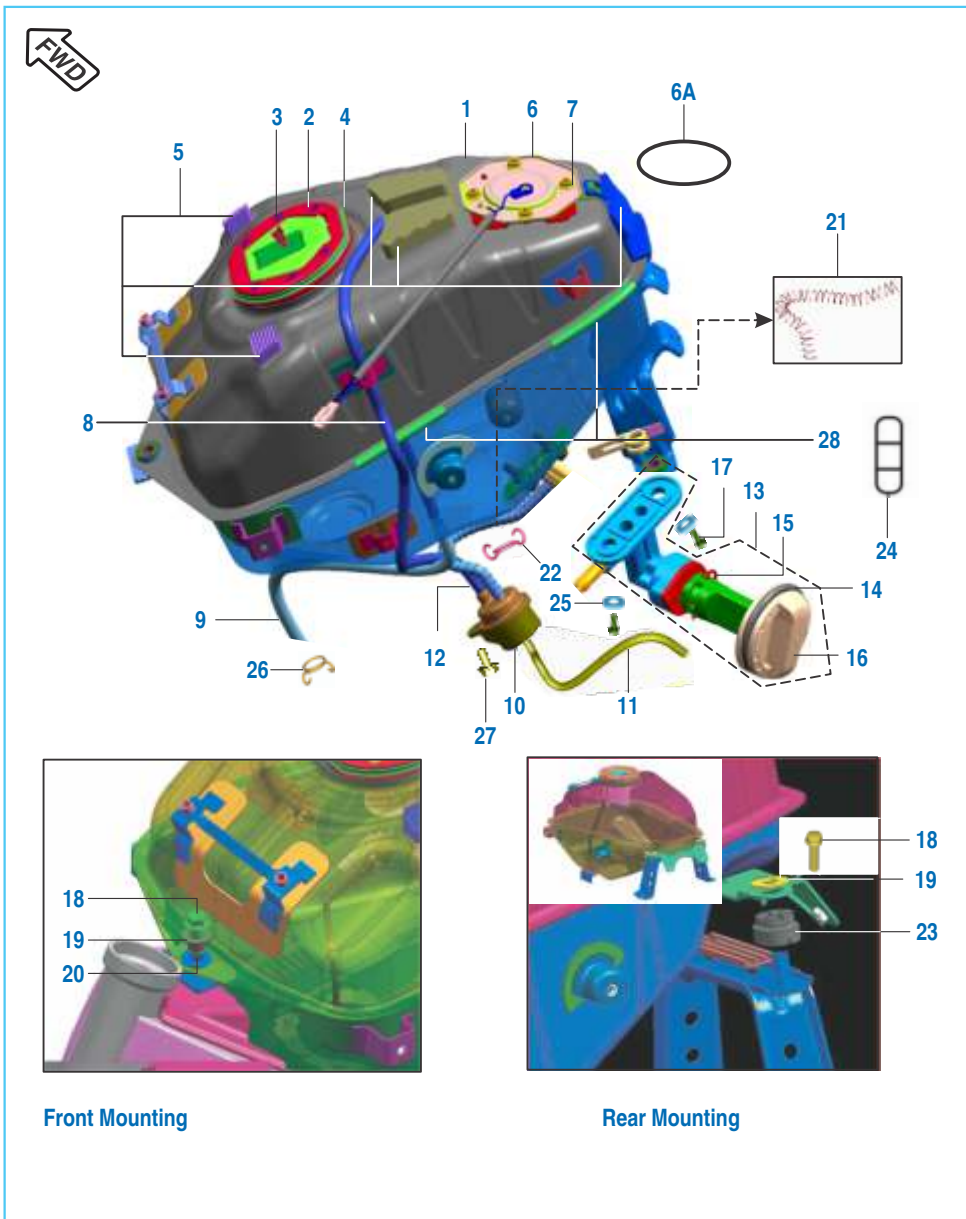
No.	Part No.	Description	Qty.		Remarks
			Front Disc	Twin Disc	
21	JL 1812 56	Grommet For Radiator Cowl	2	2	
22	39 0711 11	Plain Washer	4	4	
23	KC GA06 06	Nut Hex Flanged	4	4	
24	JF 1138 22	Stud Horn Mounting Bracket	2	2	
25	JE 5810 81	Scoop Shroud	1	1	
26	JW 1812 28	Bolt flanged M6	2	2	
27	JL 6012 16	Rubber damper radiator mounting	-	2	For ABS Model

Petrol Tank, Cap Tank and Gauge Fuel



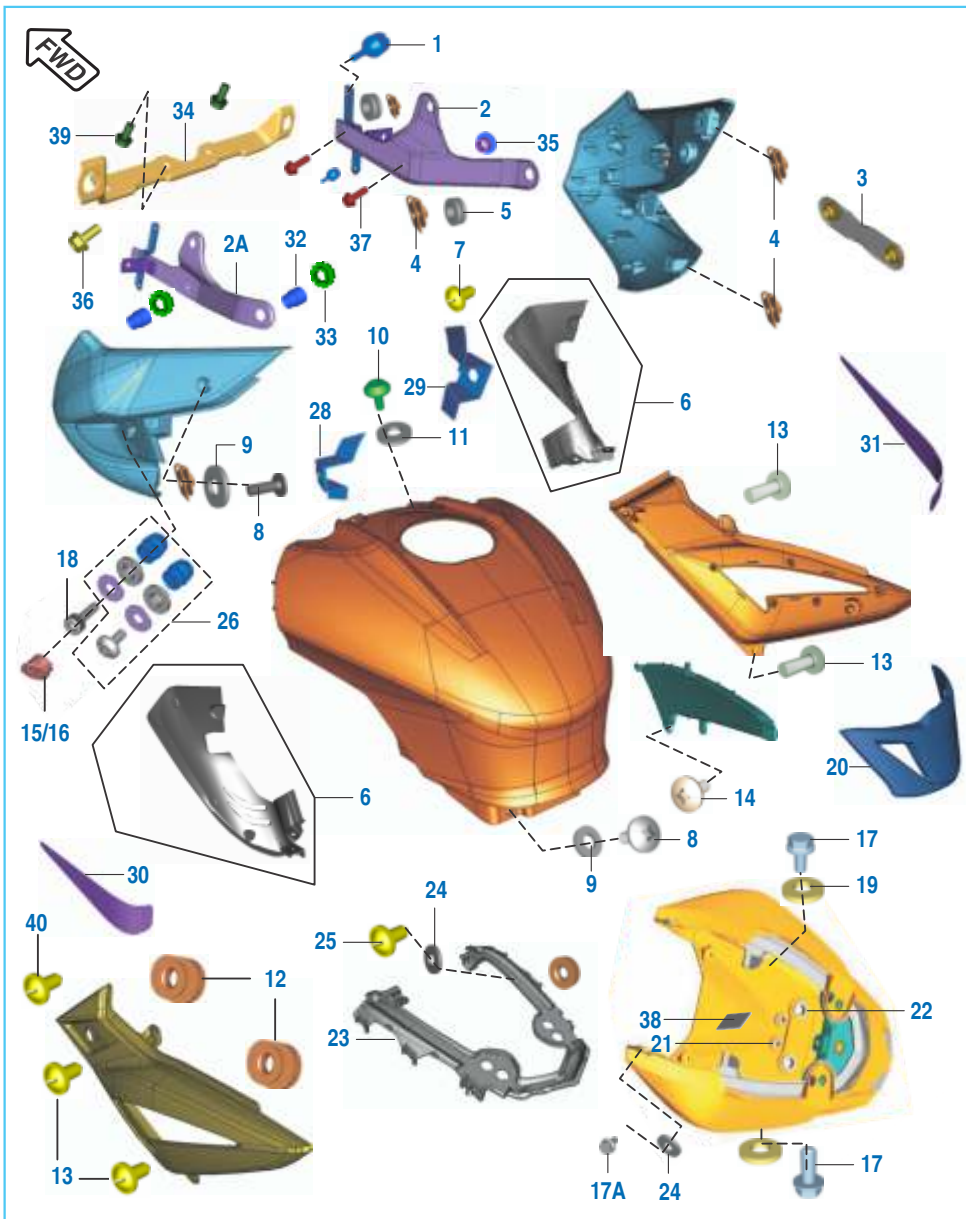
No.	Part No.	Description	Qty.		Remarks
			Front Disc	Twin Disc	
1	JL 1718 10	Fuel Tank Assembly	1	1	
2	JF 2326 12	Lock Set + Tank Cap	1	1	
3	KA CB05 16	Bolt Master	6	-	
	KA CD05 16	Bolt master KAC	-	6	
4	JL 1710 49	Damper Ring Tank Cap	1	1	
5	36 JL00 12	Kit Tank Damper	1	1	
6	JL 4026 02	Fuel Level Sensor	1	1	
6A	DK 1410 28	'O' ring for Fuel Sensor	1	-	
	39 2758 21	'O' ring (ID 38.5 x 6)	-	1	
7	KC GA05 05	Nut - Flange	4	4	
8	JL 1710 37	Breather Tube	1	1	
9	JL 1710 63	Pipe - Drain	1	1	
10	JL 1718 02	Filter Inline	1	1	
11	JF 1718 00	Tube Fuel (Carburettor)	1	1	
12	JL 1710 35	Tube Fuel (Tank)	1	1	
13	JL 1718 00	Tap Fuel Assembly	1	1	
14	JL 1710 60	O Ring-For Knob	1	1	
15	JL 1718 03	Pin Snap For Knob	1	1	
16	JL 1718 01	Knob Fuel Tap	1	1	
17	DD 1412 27	Bolt - Flanged	2	2	
18	KA DF08 20	Bolt Tank mtg Front	3	-	
	LA D001 51	Bolt flange - M8 x 1.25 x L21.5	-	3	For ABS Model
19	JL 1710 19	Sleeve Tank Mtg Front	3	3	
	DT 1710 75	Sleeve Tank Mtg Front	-	1	For ABS Model

Petrol Tank, Cap Tank and Gauge Fuel



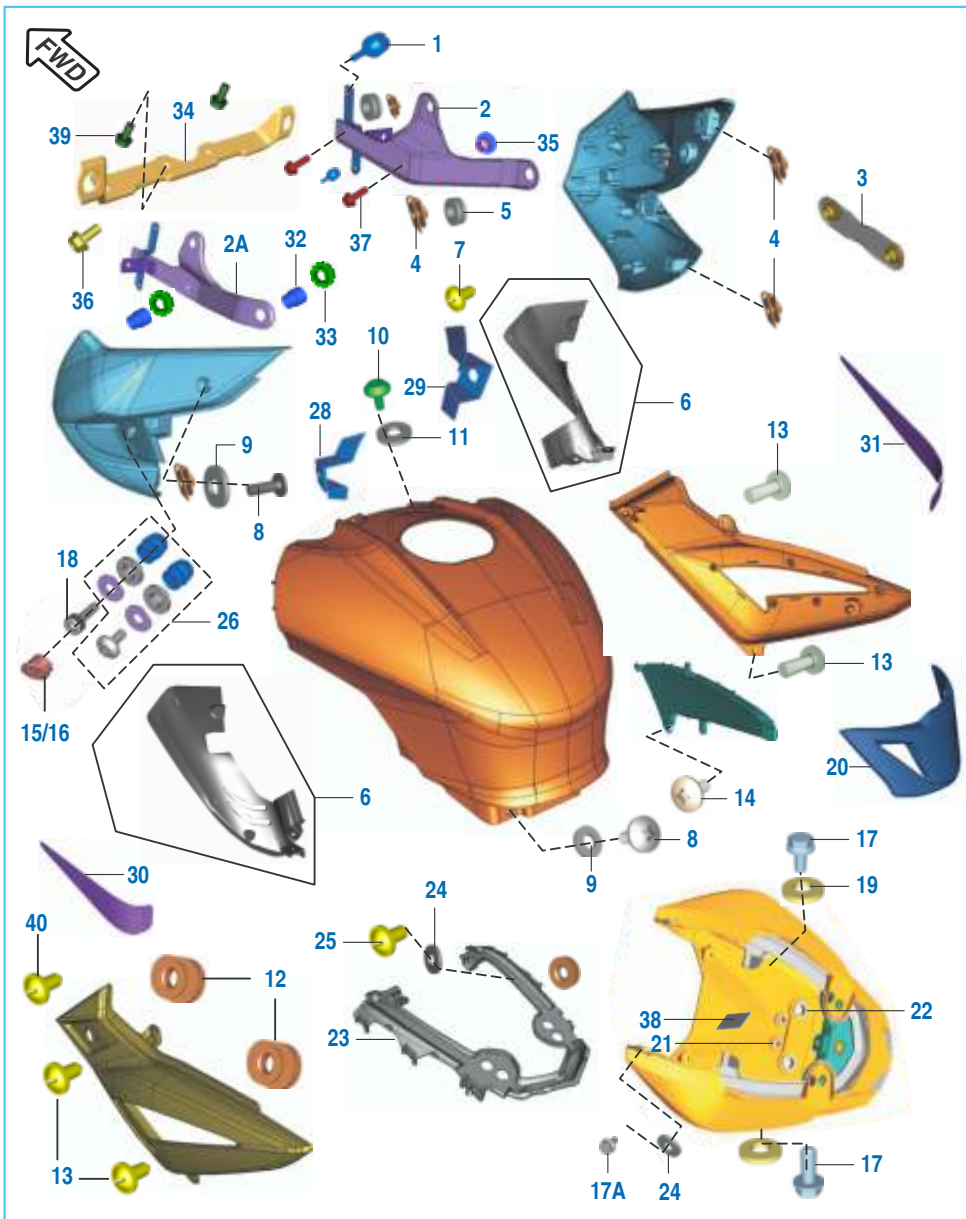
No.	Part No.	Description	Qty.		Remarks
			Front Disc	Twin Disc	
20	JL 1710 18	Grommet Tank Mtg Front	1	1	
21	JL 1710 85	Spring Fuel Tube	1	1	
22	BA 1220 03	Pipe Clip	6	6	
23	JL 1710 20	Grommet Tank Mtg Rear	2	2	
24	JL 1710 96	Sealing Ring Fuel Cock	1	1	
25	39 0740 11	Washer (non Metallic)	1	1	
26	DG 1410 28	Clamp	1	1	
27	KA DD06 12	Bolt Flanged	1	1	
28	JL 1710 38	Beading Tank LH	2	2	

Fittings - Petrol Tank Cover, Side Covers & Cover Seat



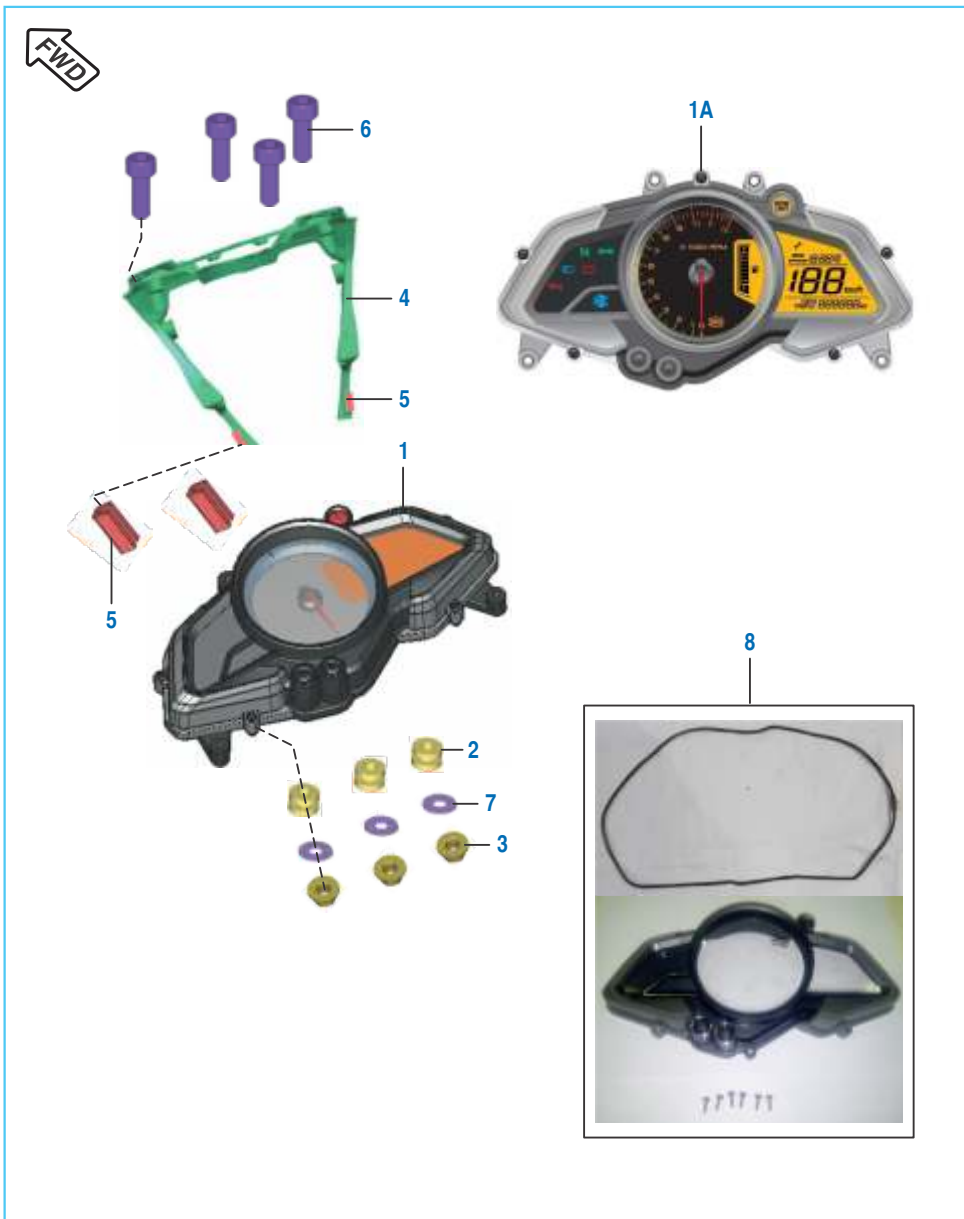
No.	Part No.	Description	Qty.		Remarks
			Front Disc	Twin Disc	
1	JL 1710 57	Damper	4	4	
2	JF 1710 09	Bracket Side Cover Mtg LH	1	1	
2A	JF 1710 04	Bracket Side Cover Mtg RH	1	1	
3	DT 1138 54	Bracket Fairing Mtg Loose	1	1	
4	DJ 1612 29	Clip Nut	16	16	
5	JL 1710 24	Damper Structure Mtg	6	6	
6	JF 1710 01	Tank Cover Central	1	1	
7	39 1778 02	Screw - Tapping : 4 X 14	12	12	
8	39 1907 01	Screw - Truss Cross : M5	3	3	
	LB U000 09	Screw	2	-	
	KB UB05 16	Screw Truss	8	-	
	LA C000 34	Bolt M6 x 20	-	2	For ABS Model
9	39 2141 24	Washer	8	8	
10	LA C000 22	Bolt Socket - Special Head	4	4	
11	31 1610 78	Washer	4	4	
12	DH 1611 58	Grommet Side Cover RR	2	2	
13	LB R000 03	Screw	4	4	
14	59 0200 01	Screw Self Tapping 3.5X9.5	10	10	
15	JL 1710 62	Grill - Tank Side Cover RH	1	1	
16	JL 1710 61	Grill - Tank Side Cover LH	1	1	
17	59 0400 14	Bolt Flanged M6 x 1	6	-	
	39 1943 04	Bolt flanged - M6	-	6	
18	39 1943 04	Bolt - Flanged	2	2	
	LA C000 63	Bolt socket - M6 x 1 x L22	-	2	For ABS Model
19	39 0239 11	Washer	2	2	
20	JL 1710 78	Pad Tank Cover	1	1	

Fittings - Petrol Tank Cover, Side Covers & Cover Seat



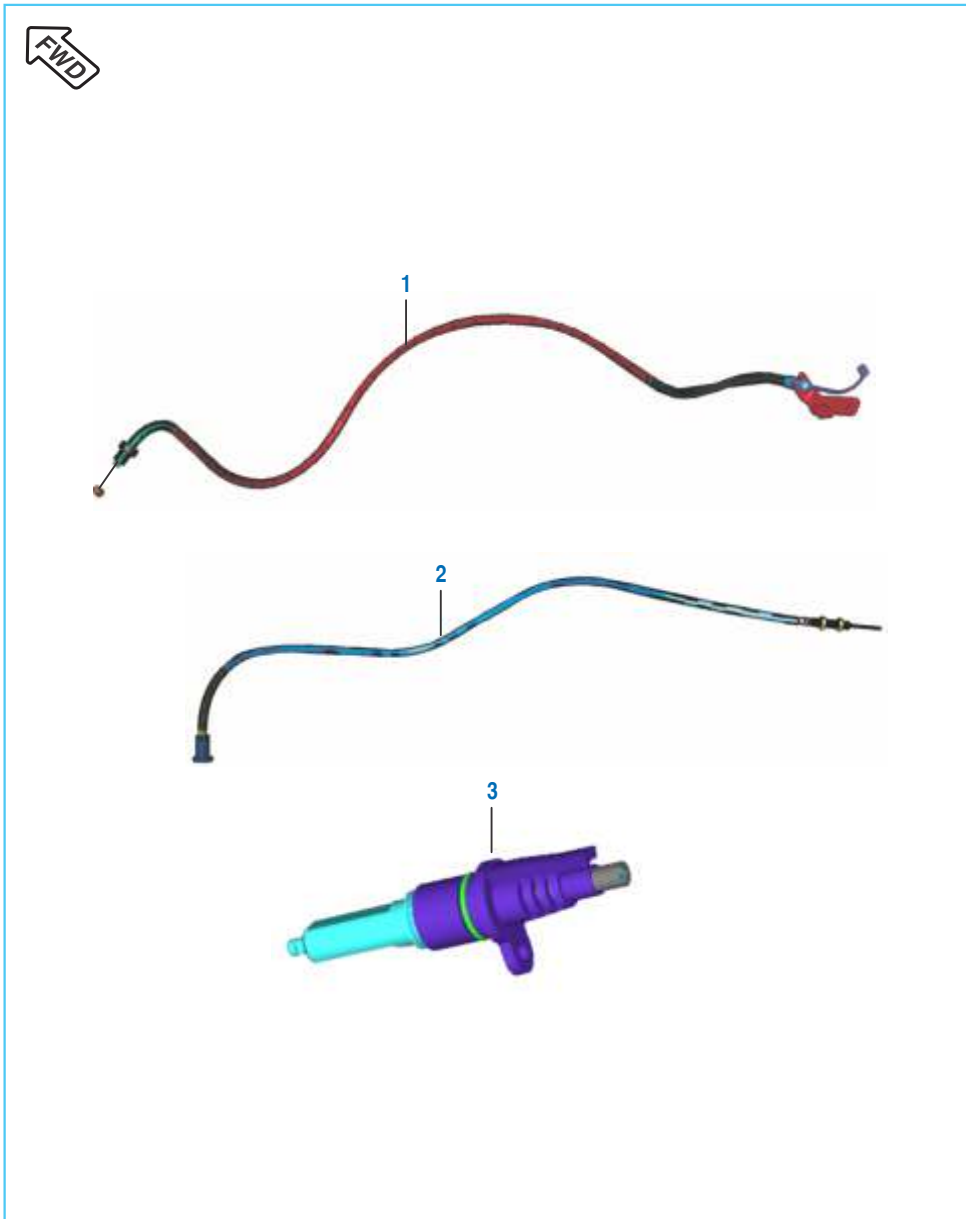
No.	Part No.	Description	Qty.		Remarks
			Front Disc	Twin Disc	
21	DL 1610 15	Grommet	2	2	
22	JL 1812 19	Grommet	2	2	
	JL 1812 20	Grommet - 2 Seat Cowl	2	2	
23	JL 1812 14	Seal Cowl Central Inner	1	1	
24	LD A000 07	Washer Plain Small	4	4	
	39 0722 11	Plain washer	-	2	For ABS Model
25	LB R000 03	Screw	4	-	
	KB RA42 13	Screw truss	-	4	
26	36 JL00 31	Kit Tank Cover Mtg Hardware	1	1	
27	KB UA06 12	Screw	2	2	
28	JL 1718 23	Add-on Bkt LH	1	1	
29	JL 1718 24	Add-on Bkt RH	1	1	
30	JL 1910 08	Seat Tape LH	1	1	
31	JL 1910 09	Seat Tape RH	1	1	
32	JL 1710 71	Tank Cover Mtg Sleeve	4	4	
33	JL 1710 70	Tank Cover Grommet	4	4	
34	JF 1138 45	Bracket Side Cover Mounting	1	1	
	JF 1138 09	Bracket side cover mounting	-	1	For ABS Model
35	JL 1710 40	Sleeve (Structure)	2	2	
36	KA DA05 12	Bolt Flanged	2	2	
	KA DD06 16	Bolt flanged	-	2	For ABS Model
37	KA DS05 16	Bolt flange - M5x0.8xL16xCL4.8	4	4	
38	JK 4018 01	Foam battery band	-	1	
39	LA E000 21	Bolt flanged M6 x 12	-	2	For ABS Model
40	JL 1812 88	Screw stepped	-	2	For ABS Model

Meter Assembly



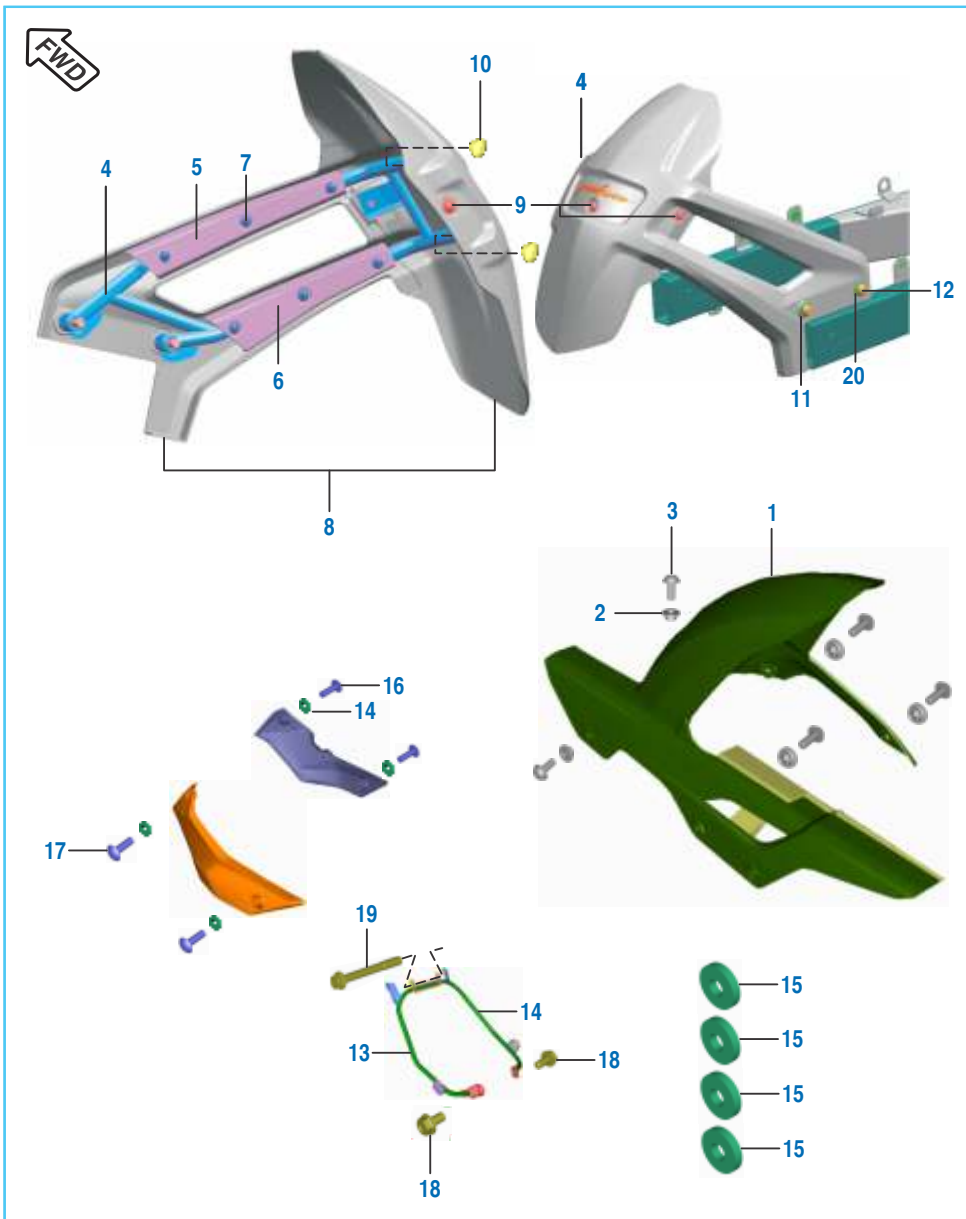
No.	Part No.	Description	Qty.		Remarks
			Front Disc	Twin Disc	
1	JF 4024 00	Speedometer Assembly	1	1	For ABS Model
	JF 4024 08	Speedometer ABS	-	1	
2	JG 1812 38	Grommet Dashboard	3	3	
3	KC AA05 04	Nut Hex Thick	3	3	
4	JL 1812 41	Assembly Speedo Flap	1	1	
5	JB 1812 23	Beading Speedo Flap	2	2	
	DK 1612 09	TAPE I	2	2	
6	KA CH05 14	Bolt Socket	4	4	
7	LD B000 07	Washer Plain	3	3	
8	YJ F080 01	Top Cover With Sealing Ring	1	1	For Pricol Make Speedometer only
9	JF 1813 49	Foam	-	6	For ABS Model

Control Cables



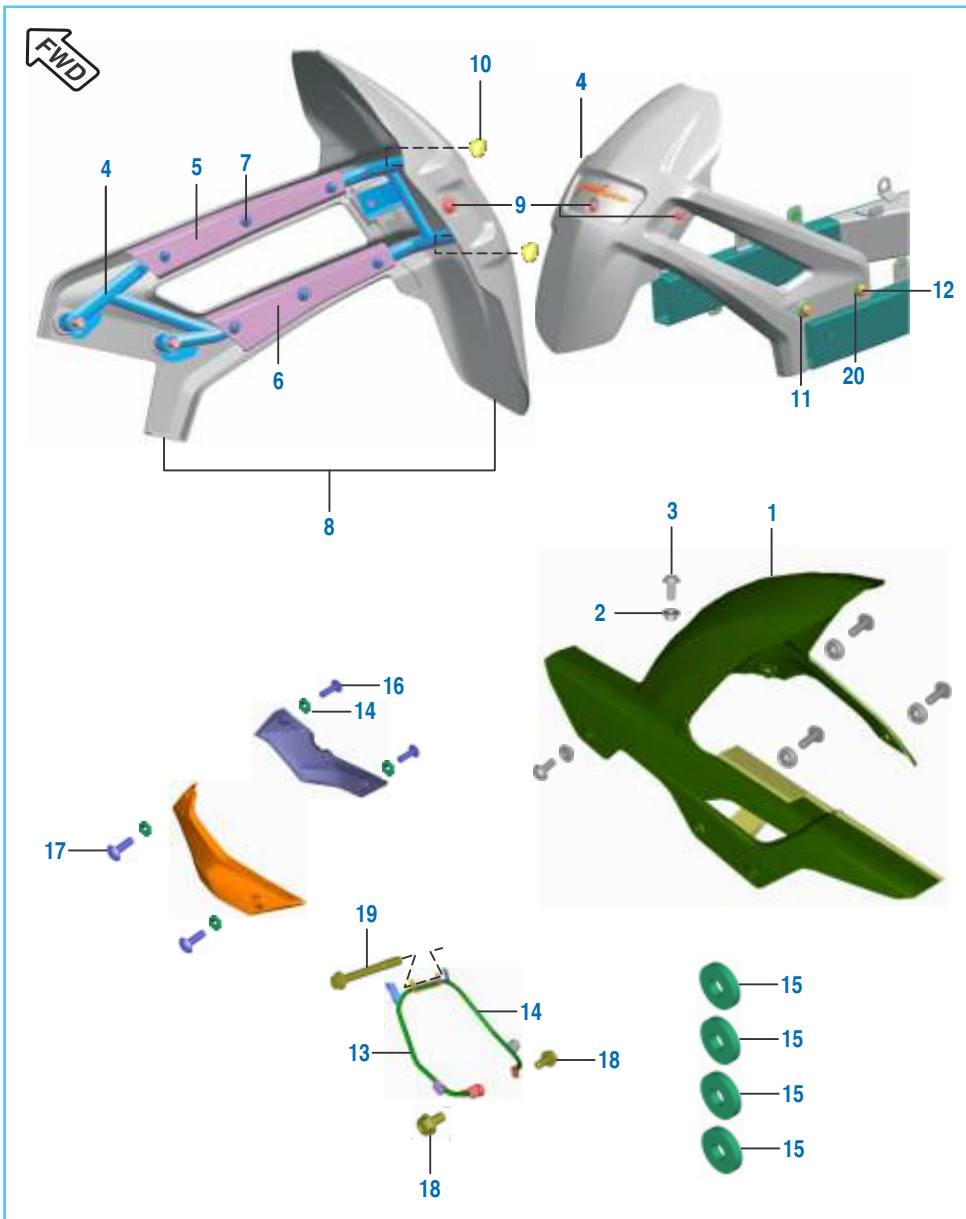
No.	Part No.	Description	Qty.		Remarks
			Front Disc	Twin Disc	
1	JF 1612 02	Cable Throttle	1	1	
2	JF 1612 01	Cable Clutch	1	1	
3	DH 2010 80	Speed Sensor Cable	1	1	

Chain Case



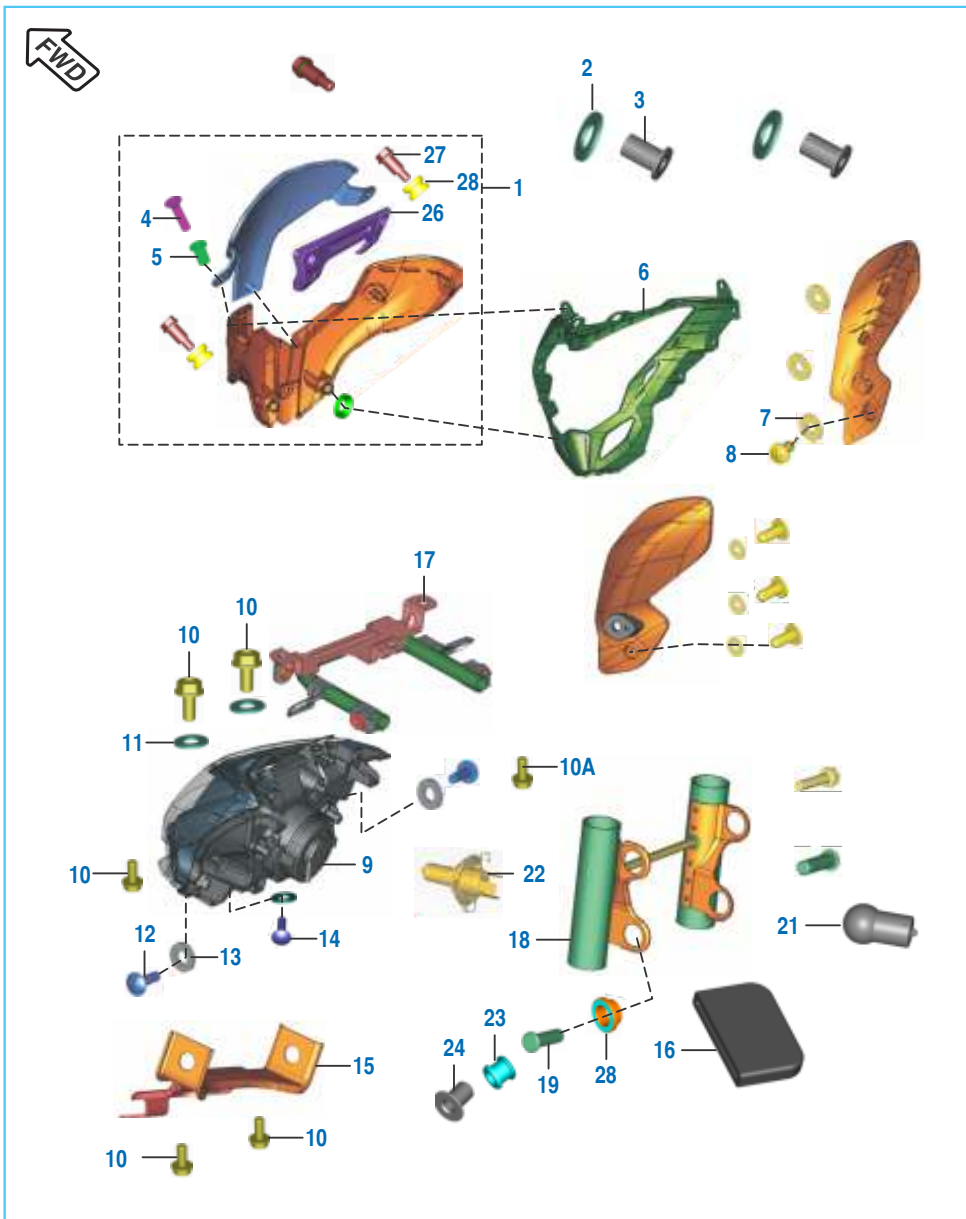
No.	Part No.	Description	Qty.		Remarks	
			Front Disc	Twin Disc		
1	JF 1812 11	Cover Assly Chain	1	-		
	JF 1813 40	Cover assembly chain	-	1		
2	LA C000 54	Bolt Socket Head	5	-		
	LB U000 78	Screw button head	-	5		
3	JL 1812 97	Collar	5	5		
4	JF 1810 05	Tube Rear Hugger Mtg.	1	-		
	JF 1814 66	Tube hugger	-	1		
5	JL 1814 07	Cover 1 - Hugger Rear	1	-		
	JF 1814 67	Cover tube hugger I	-	1		
6	JL 1814 08	Cover 2 - Hugger Rear	1	-		
	JF 1814 68	Cover tube hugger I	-	1		
7	KB UF04 10	Screw Truss	6	6		
	8	JF 1814 09	Assembly Hugger Rear	1		-
	JF 1814 64	Fender hugger assembly	-	1		
9	LA C000 37	Bolt Soc - Special Head M6 x L8	3	2		
10	DS 2210 01	Plug	2	2		
11	39 0265 12	Spring Washer	2	2		For ABS Model
	KD DB08 15	Washer spring thin	-	2		
12	LA C000 36	Bolt Special Socket	2	-		
	LA C001 28	Bolt socket	-	2		
13	JF 1813 31	Bracket Belly Pan LH	1	-		
	JF 1812 89	Bracket belly pan LH	-	1		
14	JF 1813 32	Bracket Belly Pan RH	1	-		
	JF 1812 90	Bracket belly pan RH	-	1		
15	JY 1812 55	Washer End Cap	4	4		

Chain Case



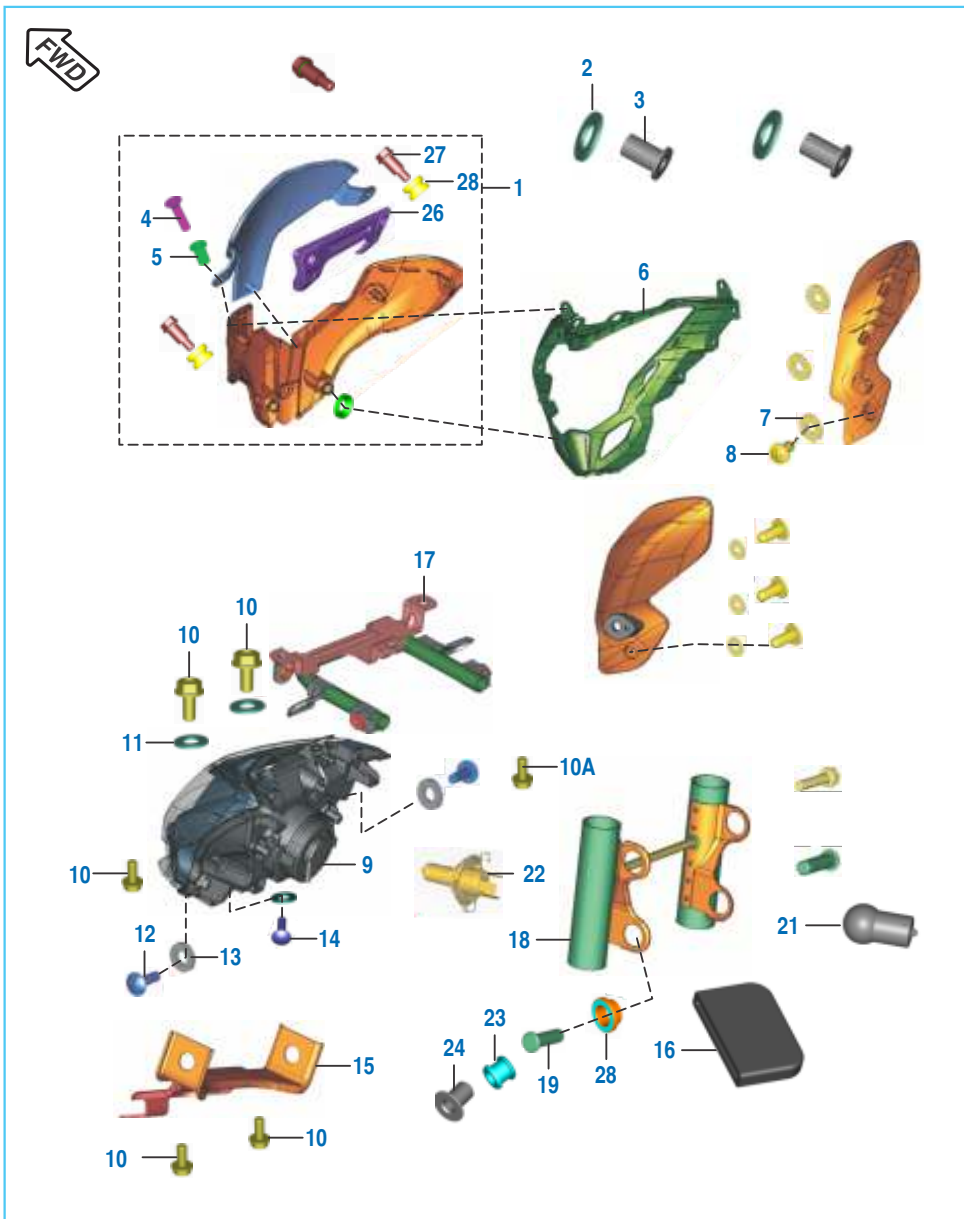
No.	Part No.	Description	Qty.		Remarks
			Front Disc	Twin Disc	
16	KB UA06 20	Screw Truss	2	-	
	LB U000 77	Screw Truss	-	2	
17	KB UA06 14	Screw Truss	2	-	
	LB U000 39	Screw Truss	-	2	
18	KA DA06 12	Bolt Flanged	2	-	
19	KA DF08 75	Bolt flanged	1	1	
20	JL 1814 10	Collar hugger rear	2	2	

Head Lamp & Fairing



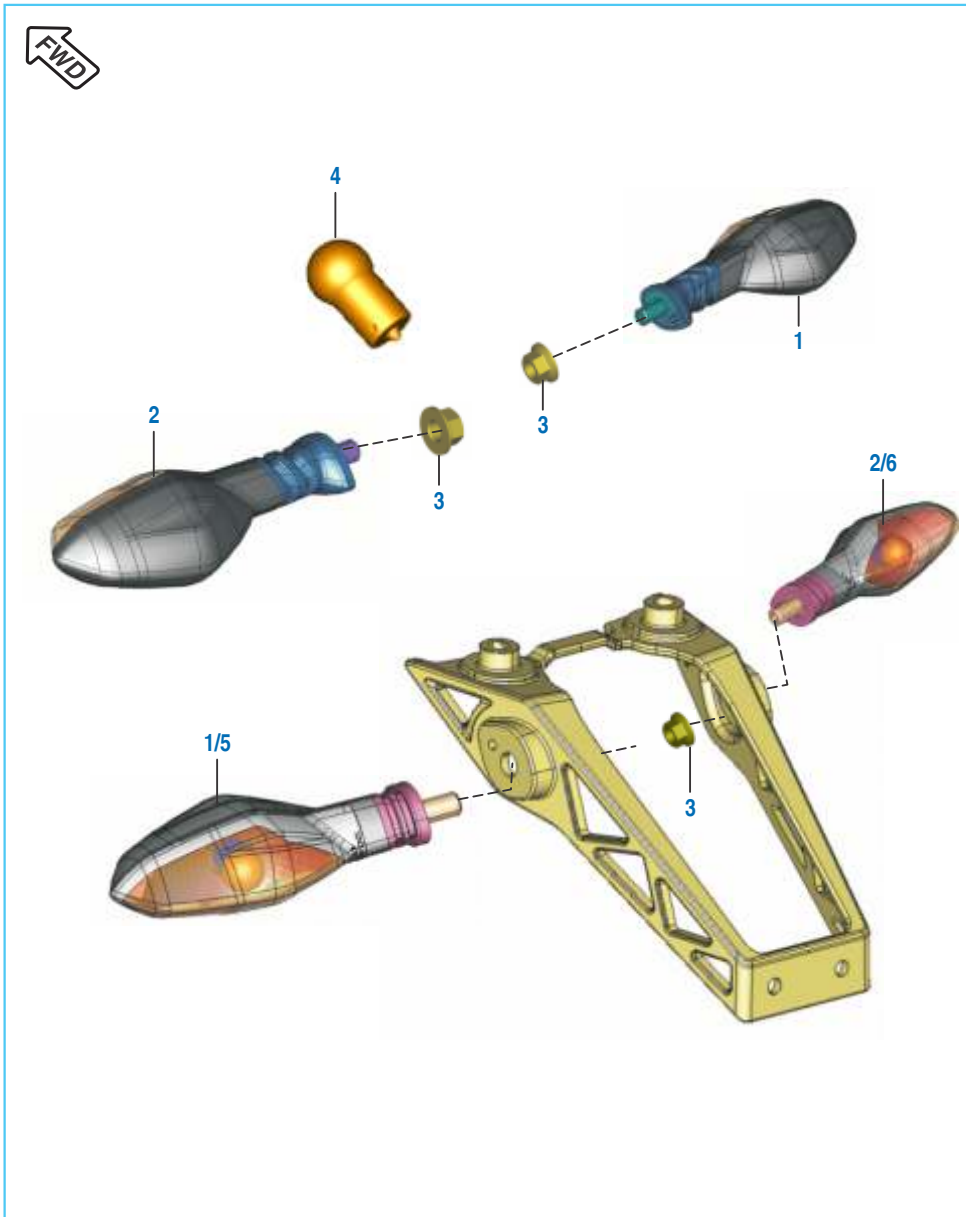
No.	Part No.	Description	Qty.		Remarks
			Front Disc	Twin Disc	
1	JL 1810 08	Windshield Assembly	1	1	
2	JG 1812 36	Well Nut - M5 X 16 L	2	2	
3	JG 1812 35	Washer Special	2	2	
4	LB S000 02	Screw CSK - Socket	2	2	
5	JL 1812 47	Grommet Wind Screen Mtg.	2	2	
6	JL 1812 03	Fairing	1	1	
7	KD BA05 12	Washer Plain	6	6	
8	LB R000 02	Self Tapping Screw - Dia 5	6	6	
9	JL 4010 12	Head Lamp Assy	1	-	
	YJ L020 05	Head Lamp W/O Bulb	1	1	
10	KA DE06 14	Bolt Flanged	6	-	
	KA DT06 14	Bolt flanged - M6	-	6	
11	KD AA06 11	Washer - Plain	3	3	
12	KB UA05 16	Screw Truss	2	2	
13	39 2141 24	Washer Nylon	2	2	
14	KB UA06 16	Screw Truss	1	1	
15	JL 1812 36	Bracket Lower Mtg	1	1	
16	JL 1812 49	Damper Head Lamp	1	1	
17	JL 1812 37	Bracket Upper Mtg	1	1	
18	JF 1812 10	Lamp Shade assly.	1	1	
19	KA CH08 35	Bolt Socket	4	4	
20	YJ L020 06	Harness Head Lamp	1	1	

Head Lamp & Fairing



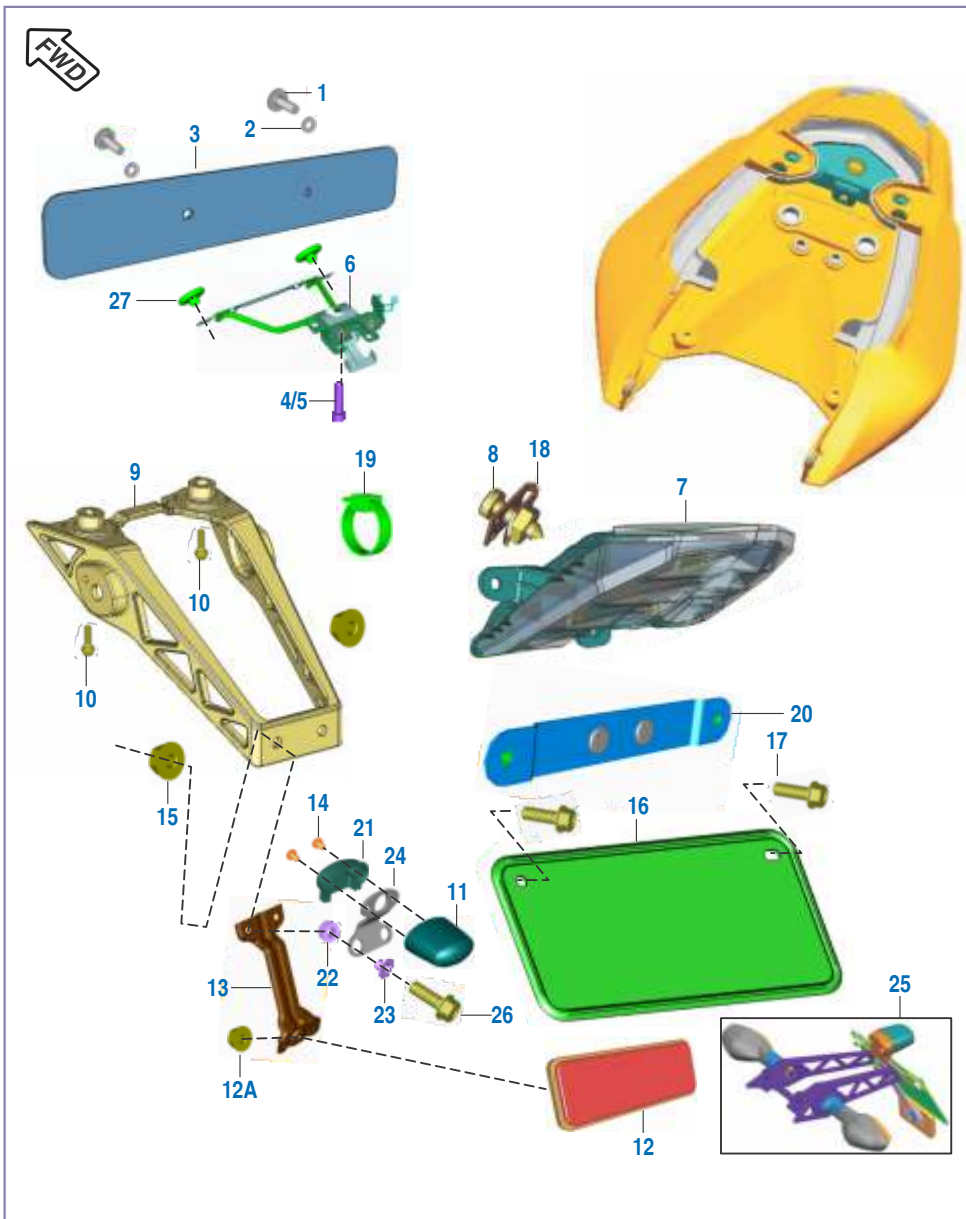
No.	Part No.	Description	Qty.		Remarks
			Front Disc	Twin Disc	
21	DH 1910 37	Bulb-Pilot (12V, W3W)	2	2	
22	PD 4010 17	Head Lamp Bulb 60/55W (H4)	1	1	Blue Tinge
23	PA 1812 92	Grommet Fairing	4	4	
24	PA 1812 93	Collar Fairing Mtg	4	4	
25	KD AA06 11	Washer Plain Small	3	3	
26	JL 1812 83	Bracket Wind Shield	1	1	
27	JL 1812 84	Step Bolt	2	2	
28	JL 1812 45	Grommet Number Plate Mounting	2	2	
29	JL 1812 57	Collar Fairing	4	4	

Indicator Light Assembly



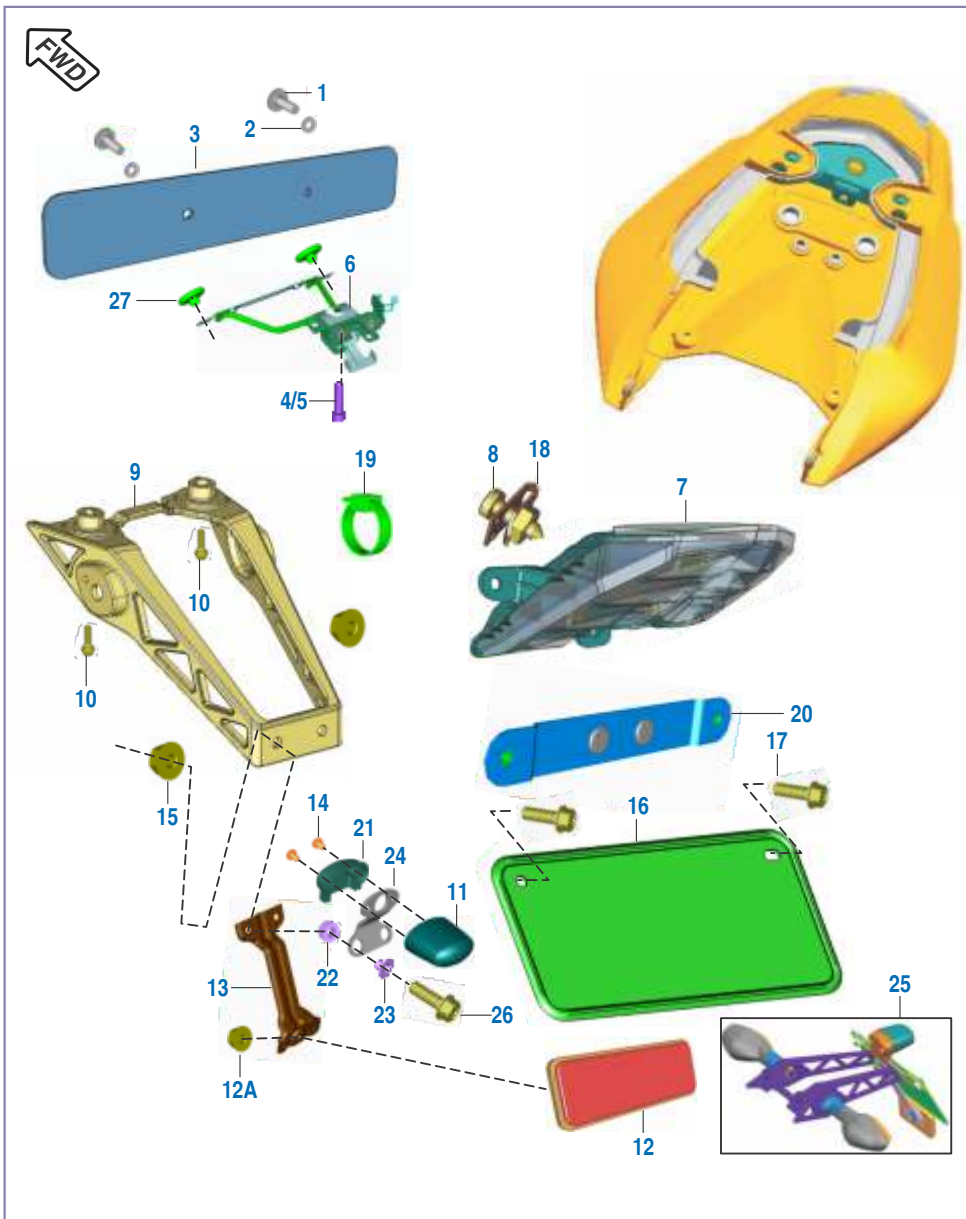
No.	Part No.	Description	Qty.		Remarks
			Front Disc	Twin Disc	
1	JL 4010 06	Indicator Assembly Fr RH	1	1	
2	JL 4010 05	Indicator Assy Fr LH	1	1	
3	KC GA10 10	Nut - Hexagon	4	4	
4	GH 2010 12	Lamp 12V - 10W	4	4	
5	JL 4010 03	Indicator assembly Rr LH	1	1	
6	JL 4010 04	Indicator assembly Rr RH	1	1	

Number Plate / Tail Lamp Assembly



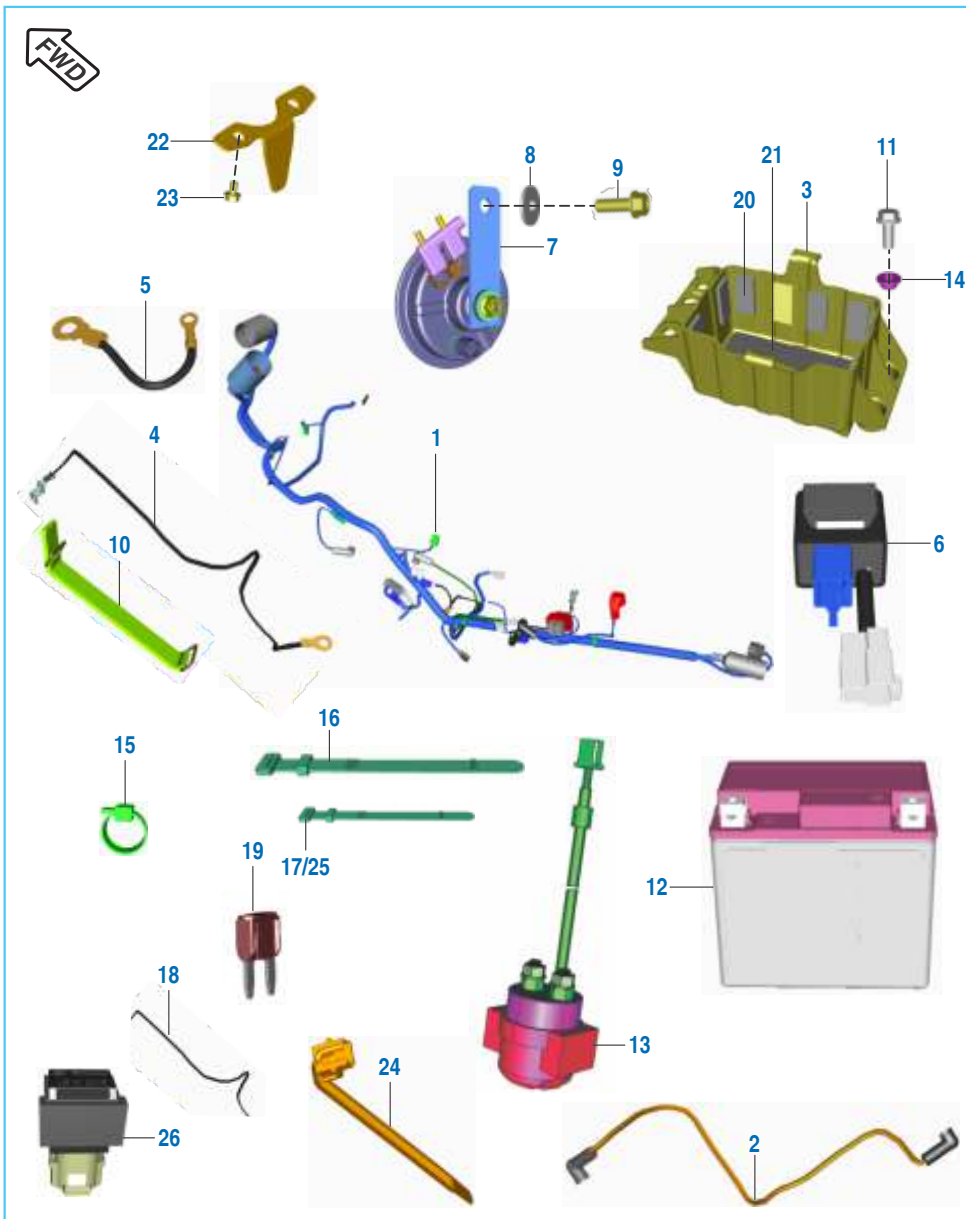
No.	Part No.	Description	Qty.		Remarks
			Front Disc	Twin Disc	
1	LB U000 09	Screw Mashroom Head	2	2	
2	39 2141 24	Washer None Metallic	2	2	
3	JL 2328 06	Plate Number - Front (Black)	1	1	
4	KA CA08 30	Bolt Master KAC	2	-	
5	LA C000 30	Bolt socket	-	2	
6	JL 2328 05	Bracket Number Plate Mtg	1	1	
7	JL 4010 02	Lamp Tail Assly	1	1	
8	39 1907 01	Screw - Truss Cross : M5	3	3	
9	JL 1138 00	Bracket Rear Blinker Mtg.	1	1	
10	KA DD06 10	Bolt Flanged	2	-	
	LA D001 49	Bolt flange	-	2	
11	JD 4010 07	Rear Number Plate Lamp	1	1	
12	JG 4010 36	Reflector - Reflex	1	-	
	DD 2010 02	Reflector - Reflex	-	1	
12A	39 2484 15	Nut Hex Flanged	1	-	
	KC GD05 05	Nut hex flanged	-	1	
13	JL 1138 03	Bracket - Reflector Reflex Mtg	1	1	
14	KB BA05 14	Screw - M5	2	2	
15	KC GD06 06	Nut Hex Flanged	2	2	
16	DF 1612 52	Plate - Number :- Rear In Black	1	1	
17	KA DD06 10	Bolt Flanged	2	2	
18	DJ 1612 29	Nut Clip	3	3	
19	PA 4022 04	Band (Length 110 MM)	2	2	

Number Plate / Tail Lamp Assembly



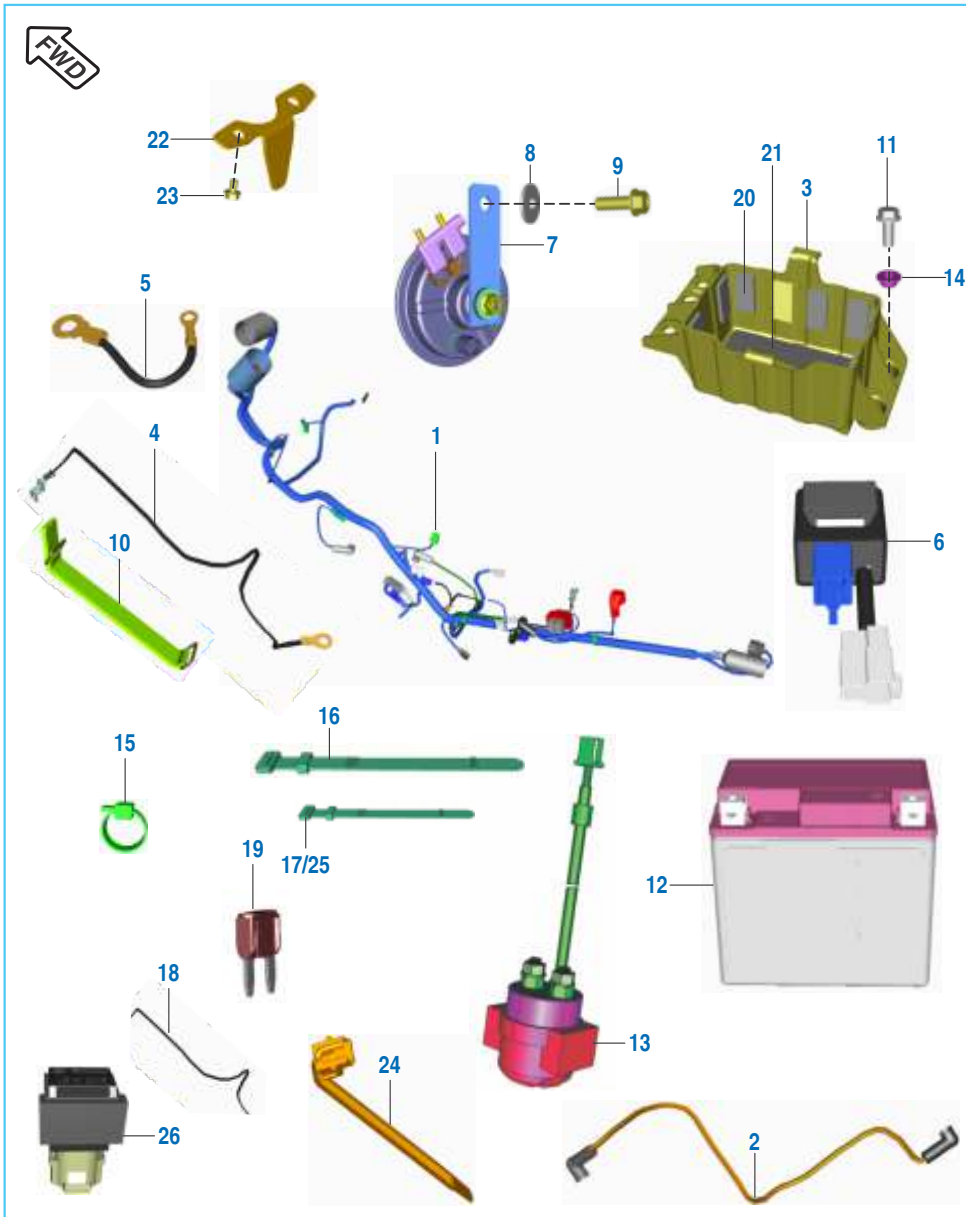
No.	Part No.	Description	Qty.		Remarks
			Front Disc	Twin Disc	
20	JL 2328 08	Bracket Rr Number Plate Mtg	1	1	
21	JL 4010 16	Cover Illumination Lamp	1	1	
22	JL 1138 11	Grommet - Illumination Bkt	2	2	
23	JL 1138 12	Sleeve - Illumination Bkt	2	2	
24	JL 1138 10	Bracket Number Plate Illum.	1	1	
25	DP 1611 45	Rear Number Plate Assembly	1	1	
26	KA DD08 25	Bolt Flanged	2	2	
27	JZ 2328 14	Pad rubber number plate bkt	-	2	For ABS Model

Electrical Equipments



No.	Part No.	Description	Qty.		Remarks
			Front Disc	Twin Disc	
1	JF 4022 31	Harness Wiring AHO (Non - TPS)	1	1	
	JF 4022 49	Harness wiring	-	1	For ABS Model
2	JL 4022 01	Cable Assy Relay To Motor	1	1	
3	JF 1812 53	Assembly Battery Case	1	1	
4	JF 4022 42	Cable Earth Battery	1	1	
5	JF 4022 43	Cable Earth Engine	1	1	
6	DT 4020 06	Light Control Module (Bulb)	1	1	
7	JF 4016 00	Horn	1	1	
8	39 1507 11	Washer - Plain	1	1	
	LD B000 21	Washer plain	-	1	For ABS Model
9	39 1956 04	Hex Head Bolt - Flanged M8	1	-	
	KA DF08 14	Hex HD bolt flange - M8	-	1	
10	JF 4018 02	Battery Band	2	2	
11	KA EM06 14	Bolt Flanged Small	4	-	
	KA ED06 14	Bolt Flanged Small	-	4	
12	JF 4018 03	Battery 4AH VRLA Wet	1	1	Not Serviceable
13	JN 3516 04	Starter Relay - With Grommet	1	1	
14	JL 1812 64	Sleeve Battery Box	4	4	
15	PA 4022 04	Band (Length 110 mm)	2	2	
16	JD 4022 12	Band (Length 200 mm)	10	10	
17	JD 4022 17	Band (Length 150 mm)	10	10	
18	DJ 2010 52	Cable Assembly Front Brake	1	1	N.I.
19	AP 2010 25	Fuse 15A (Blade Type)	2	2	
20	JG 4018 08	Foam Battery Bracket 35x15x3	12	12	

Electrical Equipments



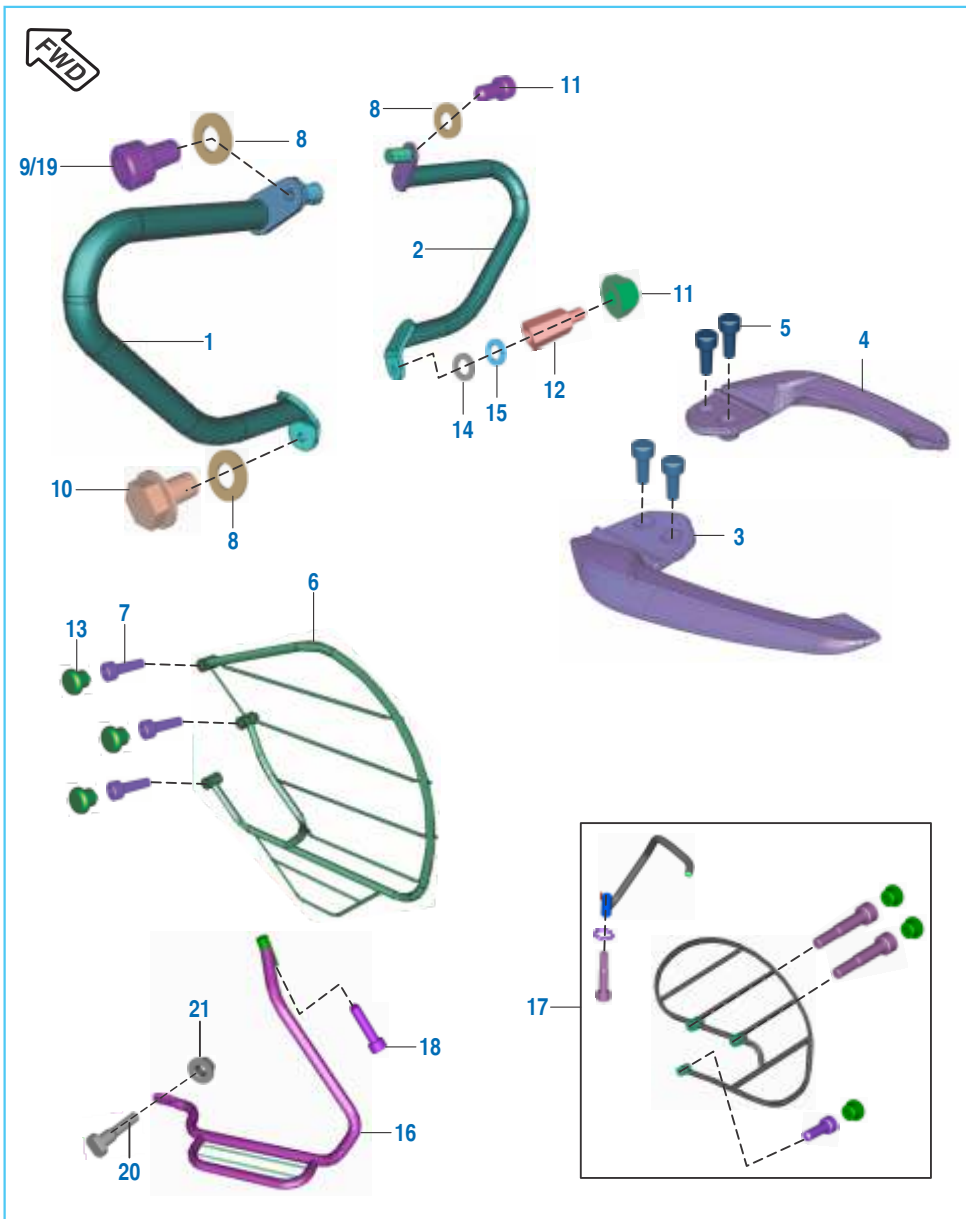
No.	Part No.	Description	Qty.		Remarks
			Front Disc	Twin Disc	
21	JF 1812 54	Foam Battery Case Bottom	1	1	
22	JF 1138 43	bracket harness holding	1	1	
23	KA DD06 10	Bolt flanged	2	2	
24	JL 1138 41	Clamp tie cable	-	9	
25	30 1910 48	Band	-	1	For ABS Model
26	JG 4020 05	Unit can termination	-	1	For ABS Model
27	KA ED06 08	Bolt flanged small (Earth Mtg.)	-	1	For ABS Model

Tool Kit



No.	Part No.	Description	Qty.		Remarks
			Front Disc	Twin Disc	
1	DJ 2210 19	Tool Kit	1	1	Not Serviceable
2	DK 2210 24	Band Tool Kit	1	1	

Accessories / Grab Handle



No.	Part No.	Description	Qty.		Remarks
			Front Disc	Twin Disc	
1	JF 2312 18	Guard Leg LH	1	-	
	JF 2312 14	Guard Leg LH	-	1	
2	JF 2312 15	Guard Leg RH	1	1	
3	JL 2314 04	Grab Handle Assy LH	1	1	
4	JL 2314 05	Grab Handle Assy RH	1	1	
5	LA C000 35	Bolt Socket	4	4	
6	JL 2312 02	Guard Saree	1	1	
7	KA CB06 22	Bolt Socket L-22	3	-	
	KA CH06 22	Bolt socket	-	3	
8	KD BE06 13	Washer	3	-	
	KD BA06 13	Washer plain	-	2	
9	LA C000 31	Bolt Socket	2	-	
	LA C000 87	Bolt socket	-	2	
10	KA CB06 16	Bolt Master KAC	1	-	
	KA CH06 16	Bolt socket	-	1	
11	KC GD08 08	Nut Hex Flanged	1	1	
12	JU 2312 05	Nut Leg Guard Mounting	1	1	
13	JL 2312 09	Plug Saree Guard	3	3	
14	LD A000 12	Washer Plain	1	-	
	KD AA10 18	Washer plain small	-	1	
15	LD C000 01	Washer Leg Guard	1	1	
	KD DB10 18	Washer spring thin	-	1	For ABS Model
16	JL 2312 04	Ladies Footrest	1	1	
17	36 JL01 83	Kit saree guard+Grab+Fitting	1	1	Refer Kit List
18	LA C000 65	Bolt socket	-	1	
19	LA C000 87	Bolt socket - M6 x 1 x L40	-	2	For ABS Model
20	JL 2312 06	M10 x 1.25 x L46	-	1	For ABS Model
21	LC L000 01	Nut hex flange - M10 x 1.25	-	1	For ABS Model

Painted Parts and Decals



No.	Part No.	Description	Qty.		Remarks
			Front Disc	Twin Disc	
1	52 JF04 27	Tank cover top met WH+decal	1	1	
	52 JF04 11	Tank cover top passion red decal	1	1	
	52 JF04 19	Tank cover top safire blue decal	1	1	
	52 JF05 94	Tank cover top pewter gray+decal	1	1	
2	52 JF04 59	Tank cover LH sat blk+m white	1	1	
	52 JF04 55	Tank cover LH sat blk+Pas Red	1	1	
	52 JF04 57	Tank cover LH sat blk+Safire Blue	1	1	
	52 JF05 92	Tank cover LH sat blk+Pewter Gray	1	1	
3	52 JF04 56	Tank cover RH sat blk+Safire Blue	1	1	
	52 JF04 58	Tank cover RH sat blk+Pas Red	1	1	
	52 JF04 60	Tank cover RH sat blk+M White	1	1	
	52 JF05 93	Tank cover RH sat blk+Pewter Gray	1	1	
4	52 JF02 28	Front fender assly met white	1	1	
	52 JF02 29	Front fender assly p red	1	1	
	52 JF04 25	Front fender assly Safire blue	1	1	
	52 JF05 97	Front fender assly pewter gray	1	1	
5	52 JL09 36	Side mask LH sat blk+white decal	1	1	
	52 JL09 18	Side mask LH sat blk+red decal	1	1	
	52 JF04 34	Side mask LH sat blk+blue decal	1	1	
	52 JF06 03	Side mask LH sat blk+pewter gray	1	1	
6	52 JF04 35	Side mask RH sat blk+blue decal	1	1	
	52 JL09 19	Side mask RH sat blk+red decal	1	1	
	52 JL09 37	Side mask RH sat blk+white decal	1	1	
	52 JF06 04	Side mask RH sat blk+pewter gray	1	1	
7	52 JL09 94	Cover side assy LH white decal	1	1	
	52 JL09 92	Cover side assy LH red decal	1	1	
	52 JF02 39	Cover side assy LH Safire blue	1	1	
	52 JF05 98	Cover side assy LH pewter gray	1	1	

Painted Parts and Decals



No.	Part No.	Description	Qty.		Remarks
			Front Disc	Twin Disc	
8	52 JF02 42	Cover side assy RH safire blue	1	1	
	52 JL09 96	Cover side assy RH red decal	1	1	
	52 JL09 98	Cover side assy RH white decal	1	1	
	52 JF06 00	Cover side assy RH pewter gray	1	1	
9	52 JF04 28	Seat cowl assly sat blk+white dcal	1	1	
	52 JF04 12	Seat cowl assly sat blk+red dcal	1	1	
	52 JF04 20	Seat cowl assly sat blk+blue dcal	1	1	
	52 JF05 90	Seat cowl assly sat blk+pewter gray	1	1	
10	56 JF38 5Y	Belly pan LH metallic pearl white	1	1	
	56 JF38 4R	Belly pan LH passion red	1	1	
	56 JF38 5N	Belly pan LH safire blue	1	1	
	56 JF38 32	Belly pan LH pewter gray	1	1	
11	56 JF39 5N	Belly pan RH safire blue	1	1	
	56 JF39 4R	Belly pan RH passion red	1	1	
	56 JF39 5Y	Belly pan RH metallic pearl white	1	1	
	56 JF39 32	Belly pan RH pewter gray	1	1	
12	52 JF04 18	Shroud cover LH + dcal	1	1	
13	52 JF04 26	Shroud cover RH + dcal	1	1	
14	JL 2333 16	Decal Tank 3d Pulsar-Grey	2	2	
15	JL 2330 02	B logo decal front	2	2	
16	JE 5412 67	Label clutch cover	1	1	
17	JL 5412 23	Decal b-bajaj (magneto cover)	1	1	
18	JF 2331 24	Decal shroud-oil cooled	2	2	

Painted Parts and Decals



No.	Part No.	Description	Qty.		Remarks
			Front Disc	Twin Disc	
19	JL 2332 55	Decal wheel i red-grey (front)	4	4	
	JL 2332 56	Decal wheel ii red-grey (rear)	4	4	
	JL 2332 81	Decal wheel i blue-grey	4	4	
	JL 2332 82	Decal wheel ii blue-grey	4	4	
	JL 2332 69	Decal wheel i white-gray (front)	4	4	
	JL 2332 70	Decal wheel ii white-gray (rear)	4	4	
20	36 JF01 13	Kit dcl fender red - gry	1	1	
	36 JF01 15	Kit dcl fender wht - gry	1	1	
	36 JF01 23	Kit dcl fender blue - blk	1	1	
	36 JF01 46	Kit dcl fender gray black	1	1	
21	36 JF01 20	Kit dcl seat cowl red - blk	1	1	
	36 JF01 22	Kit dcl seat cowl wht - blk	1	1	
	36 JF01 27	Kit dcl seat cowl blue - blk	1	1	
	36 JF01 50	Kit dcl seat cowl gray black	1	1	
22	36 JL01 14	Kit dcl fairing red - black	1	1	
	36 JL01 18	Kit dcl fairing wht - black	1	1	
	36 JF01 24	Kit dcl fairing blue - black	1	1	
	36 JF01 47	Kit dcl fairing gray black	1	1	
23	36 JF01 19	Kit dcl tank cvr red - blk	1	1	
	36 JF01 25	Kit dcl tank cvr blue - blk	1	1	
	36 JF01 28	Kit tank cvr dcl	1	1	
	36 JF01 48	Kit dcl tank cvr white black	1	1	
	36 JF01 49	Kit dcl tank cvr gray black	1	1	
24	36 JL01 08	Kit dcl side cover red - blk	1	1	
	36 JL01 10	Kit dcl side covr wht - blk	1	1	
	36 JF01 26	Kit dcl side cvr blue - blk	1	1	
	36 JF01 51	Kit dcl side cvr gray black	1	1	
25	36 JF01 28	Decal tank cover LH+RH - 160	1	1	

Consumable Parts

1		2		3	
4		5		6	
7		8		9	
10		11		12	

No.	Part No.	Description	Supply Unit	Application
1	36 0010 61 83 0204 11 83 0203 34	Bajaj Genuine Oil 10W50 Bajaj Genuine Oil 10W30* Bajaj Genuine Oil 20W50* (BGO to be ordered to HPCL)	1.5 Ltr. 1 Ltr. 1 Ltr.	Dominar 400 100cc Models 125cc and above models
2	36 0010 58	Bajaj Coolant Koolex*	1 Ltr.	Coolant Top-up/Replace
3	36 DH40 61	Brake Fluid DOT4	100 ml	Disc Brake Top-up/Replace
4	36 DH40 52	Silicon grease	3 gm	Caliper Pin
5	83 0204 73 36 DK00 45	Grease Petamo GHY 441 Grease Molycoat	3 gm 200 gm	Water Pump Seals For Starter Clutch Lubrication
6	36 0010 52 36 JL01 81	HP Lithon RR Grease Limaplex HTX 3 Grease	10 gm 10 gm	Steering Race Steering Race
7	83 0201 73	Multi Purpose Grease* (Local Purchase)	--	Lubrication of Clutch Lever, Brake Lever, Brake Pedal & Side Stand
8	36 0010 55	Chain Lubricant HP Make	1 kg	Non - Sealed Chain Lubrication
9	36 0010 62	Liquid gasket L5910	50 ml	Crankcase Joining
10	36 3140 04 36 JG00 87	Fork oil Fork oil 480 ml (Dominar UG)	160 ml 480 ml	Front Fork Top-up/Replace\ Front Fork Top-up/Replace\ Sealed Drive Chain
11	36 DH40 29	Kit Spray Chain Lub	100 ml	Sealed Drive Chain
12	36 DH40 71	Wonderfill Chain Spray	100 ml	Sealed Drive Chain

* Marked items to be arrange from vendor or local market. Not applicable against chassis number.

Consumable Parts

13		14		15	
16		17		18	
19		20		21	
22		23		24	

No.	Part No.	Description	Supply Unit	Application
13	36 DH40 72	Rust Remover Spray Make - Zorric 88 & Wonder fill easiner	100 ml	For Removing Rust from Components
14	76 0109 36	Loctite Thread locker 243*	50 ml	For Screws & Bolts
15	76 0109 37	Loctite retaining compound 638*	50 ml	For Screws & Bolts
16	37 0043 52	Touch up paint slate grey*	440 ml	Touch up of Frame, Swing Arm & Step Holder
17	37 0043 53	Touch up paint Matte Silk black*	440 ml	Touch up of Grab Handle, Handle Bar & Handle Holder
18	36 0010 60	Kibatsu touch up paint*	400 cc	Touch up of Cylinder head, Block & Alloy Wheels
19	37 2240 18	Paint Bottle Schwartz Black*	--	P-200NS Frame Touch-up
20	75 6802 36 NA	Petroleum Jelly (Local Purchase) Distilled Water (Local Purchase)	-- 1 Ltr.	For Battery Terminals For Battery Level Top-up
21	NA	SAE 90 oil (Local Purchase)	-	
22	62 3050 84	WD40 Spray (Local Purchase)	400 ml	Electrical Contact Cleaning Spray
23	36 0010 56	Carburetor Cleaning Spray*		For Cleaning Carburetor
24	37 2540 39	Corrosion Protection Spray* Proto quick LTP902 (To be ordered on Vendor)	--	For Preventing vehicle parts from rusting

* Marked items to be arrange from vendor or local market. Not applicable against chassis number.

Kit List

Sr No	Kit Part No.	Kit Description	Consisting of Following Parts		
			Part No.	Description	Qty/Kit
1	36JF0133	Kit Primary Drive And Driven	JE551430	Clutch Housing Assembly	1
			JE531045	Gear Primary Drive	1
2	36JF0134	Kit Cyl Head Assly	JE511087	Head Cylinder Machined	1
			JE511052	Nozzle Head	1
			39166005	Stud - M8	2
3	36JF0135	Kit Clutch Cover Assly	JE541274	Cover Clutch Side	1
			BA102004	Plug	1
			JC101077	Plug Tapper	1
4	36JF0025	Kit Valve Repair	JD511203	Seat Valve Spring	2
			39201719	Seal - Oil	2
			JE511216	Spring Valve	2
			JD511205	Retainer Valve Spring	2
			DG101029	Collet	4
5	36JF0005	Kit Chain Guide	JE541032	Chain Guide Slack Side (Silent)	1
			JE521021	Chain Guide Tight Side (Silent)	1
6	36JF0006	Kit Chain Sprocket	JF141000	Chain O Ring Type	1
			JZ141005	Sprocket Rear - 45T	1
			JV551000	Sprocket Output (15T)	1
7	36JL0013	Kit Seat Damper	JL191007	Damper For Seat	6
			DK211007	Damper Seat Front	1
8	36JF0132	Kit Crankcase LH	JE541051	Nozzle Oil Jet	1
			JE541052	Jet Crankcase LH	1
			59200036	Bearing - Ball 6203 HN3 C3	1
			JA541005	Bush Bendix	1
			39219019	Seal - Oil	1
			39256220	Bearing - Needle Roller:-13x19x12	1
			39171519	Seal - Oil	1
			JE541062	Crankcase Magneto Side	1
			JY541038	Bush	1

Kit List

Sr No	Kit Part No.	Kit Description	Consisting of Following Parts		
			Part No.	Description	Qty/Kit
9	36JF0130	Kit crankcase rh	JE541060	Crankcase Clutch Side K11 UG	1
			JE541053	Insert Crankcase RH K16b	1
			59200036	Bearing - Ball 6203 Hn3 C3	1
			KPBF6201	Bearing Ball C3 Clearances	1
			PF541018	Bushing Drum Bm150 4 Spd	1
			BA102004	Plug	1
10	36JF0117	Kit cyl block pist assly	JY541038	Bush	1
			JE521028	Cylinder Block K11 UG	1
11	36JF0042	Kit piston rings ns160	JE521215	Assembly Piston K11 UG	1
			JE521218	Ring Second Piston K11 UG	1
12	36JF0113	Kit dcl fender red-gry	JE521219	Ring Oil Piston K11 UG	1
			JE521217	Ring Top Piston K11 UG	1
13	36JF0115	Kit dcl fender wht-gry	JF233088	Decal Fender Front LH Red-Grey	1
			JF233091	Decal Fender Front RH Red-Grey	1
14	36JF0123	Kit dcl fender blue-blk	JF233119	Decal Fender Front LH White-Grey	1
			JF233120	Decal Fender Front RH White-Grey	1
15	36JL0114	Kit dcl fairing red-black	JF233087	Decal Fender LH Blue - Black	1
			JF233090	Decal Fender RH Blue - Black	1
16	36JL0118	Kit dcl fairing wht-blk	JL233243	Decal Fairing LH Red-Black	1
			JL233244	Decal Fairing RH Red-Black	1
17	36JF0124	Kit dcl fairing blue-blk	JL233257	Decal Fairing LH White-Gray	1
			JL233258	Decal Fairing RH White-Gray	1
18	36JF0119	Kit dcl tank cvr red-blk	JF233039	Decal Fairing LH Blue - Black	1
			JF233042	Decal Fairing RH Blue - Black	1
19	36JF0119	Kit dcl tank cvr red-blk	JF233046	Decal Tank Upper LH Red - Black	1
			JF233049	Decal Tank Upper RH Red - Black	1

Kit List

Sr No	Kit Part No.	Kit Description	Consisting of Following Parts		
			Part No.	Description	Qty/Kit
19	36JF0125	Kit dcl tank cvr Blue-black	JF233045	Decal Tank Upper LH Blue - Black	1
			JF233048	Decal Tank Upper RH Blue - Black	1
20	36JF0128	Kit tank cvr dcl	JF233139	Decal Cover Tank LH-160	1
			JF233140	Decal Cover Tank RH-160	1
21	36JF0120	Kit dcl seat cowl Red-blk	JF233076	Decal Seat Cowl Upper - LH Red-Black	1
			JF233079	Decal Seat Cowl Upper - RH Red-Black	1
22	36JF0122	Kit dcl seat cowl White - black	JF233129	Decal Cowl Seat LH White-Black	1
			JF233130	Decal Cowl Seat RH White-Black	1
23	36JF0127	Kit dcl seat cowl Blue-black	JF233075	Decal Seat Cowl Upper - LH Blue-Black	1
			JF233078	Decal Seat Cowl Upper - RH Blue-Black	1
24	36JL0108	Kit dcl side cover Red-black	JL233249	Decal Side Cover LH Red - Black	1
			JL233250	Decal Side Cover RH Red - Black	1
25	36JL0110	Kit dcl side covr White-black	JL233263	Decal Side Cover LH White-Gray	1
			JL233264	Decal Side Cover RH White-Gray	1
26	36JF0126	Kit dcl side cvr Blue-blk	JF233069	Decal Side Cover LH Blue - Black	1
			JF233072	Decal Side Cover RH Blue - Black	1
27	36JF0003	Kit assly magneto	JE541237	Cover magneto k11	1
			JV541207	Cap tdc finder	1
			JL541223	Decal b-bajaj	1
			JA541005	Bush bendix	1
28	36JZ0121	Kit friction plate-d106a	JG551448	Friction disk a	3
			JG551455	Disc c-clutch friction	2

Kit List

Sr No	Kit Part No.	Kit Description	Consisting of Following Parts		
			Part No.	Description	Qty/Kit
29	36JF0007	Kit boss kick	JE621205	Boss kick lever k11	1
			JZ621203	Spring kick lever	1
			30101236	Ball - steel	1
			22150241	Washer - plain	1
			30101235	Pin	1
			39085517	Circlip :- e-type	1
30	36JG0011	Kit steering bearing	DK181050	Cage bearing steering top	1
			DG181045	Bearing cone :- upper	1
			DG181005	Bearing cone	1
			DG181003	Washer	1
			DG181004	Seal - oil	1
			DK181051	Cage bearing steering	1
			DG181047	Bearing race - lower	1
			DG181046	Bearing race - upper	1
31	36JF0138	Kit cyl compl fork	JF151035	Seat pipe k11	1
			30181020	Ring - fork piston	1
			JH121049	Cap oil lock	1
			DM181008	Spring - front fork :- Two pitch	1
32	36JL0183	Kit Saree Guard RH + Grab	JL231409	Grab handle front	1
			JL231215	Saree guard RH	1
			JL181326	Grommet	1
			LAC00074	Bolt socket M8 x 1.25 x L42	3
			JL231209	Plug saree guard	1
			JL231217	Plug	2
			KACA0618	Bolt master KAC	1
33	36JF0172	Kit assly crankcase LH	52JE0333	Crankcase LH	1
			39258320	Bearing ball 6004	1
			39218919	Oil seal	1
			39256220	Needle roller brg.	1
			JA541005	Bush Bendix	1
			39219019	Oil seal	1

Kit List

Sr No	Kit Part No.	Kit Description	Consisting of Following Parts		
			Part No.	Description	Qty/Kit
			JE541051	Nozzle oil jet	1
			JY541038	Bush	1
			JE541052	Jet crankcase LH	1
			LZB00007	Grease - molygraph brb 30	1
34	36JF0167	Kit chain sprocket	JF141003	Chain	1
			JH551209	Sprocket output 15T	1
			DX151021	Sprocket 46 teeth - 4 rubber	1
35	36DH4174	Disc pad set rear caliper endu		Right brake pad	1
				Left brake pad	1
36	36DH4175	Major kit rear caliper endu		Protection boot 9mm	1
				Protection boot 8mm	1
				Piston seal	1
				Dust seal	1
				Caliper piston	1
				Silicon grease pouch 3gm	1
37	36DH4177	Kit minor rear caliper endu		Protection boot 9mm	1
				Protection boot 8mm	1
				Piston seal	1
				Dust seal	1
				Silicon grease pouch 3gm	1
38	36DH4176	Kit piston seal rear calipr endu		Piston seal	1
				Dust seal	1
				Silicon grease pouch 3gm	1
39	36DH4178	Kit bleeder screw end		Bleeler screw cap	1
				Bleeder screw	1
40	36DH4179	Kit caliper hardwares end		Pad seperator	1
				Lock pin	1
				Pad pivot pin	1
				Pad spring	1

Kit List

Sr No	Kit Part No.	Kit Description	Consisting of Following Parts		
			Part No.	Description	Qty/Kit
				Pad bearing plate	1
				Silicon grease pouch 3gm	1
41	36DH4180	Kit holder bracket caliper end		Bracket	1
				Anchor pin 9mm	1
				Anchor pin 8mm	1
				Silicon grease pouch 3gm	1

Parts Index

Part Number	Figure No.	Page No.	Part Number	Figure No.	Page No.
01 1009 05	11	22	36 DH19 02	4	72
14 1510 33	15	36	36 DH40 29	11	140
28 1011 41	26	32	36 DH40 52	4	140
30 1010 61	23	18	36 DH40 61	3	140
30 1011 42	14	30	36 DH40 71	12	140
30 1011 95	3	34	36 DH40 72	13	142
30 1410 31	31	62	36 DH41 72	2	80
30 1510 33	6	70	36 DH41 73	1	80
30 1510 69	16	76	36 DH41 74	2	82
30 1510 75	14	76	36 DH41 75	3	82
30 1510 82	26	78	36 DH41 76	5	82
30 1511 18	15	70	36 DH41 77	4	82
30 1810 25	4	92	36 DH41 78	6	82
30 1810 26	5	92	36 DH41 79	7	82
30 1810 29	17	92	36 DH41 80	8	82
30 1910 38	12	84	36 DK00 45	5	140
30 1910 48	25	128	36 DK01 59	6	56
31 1011 73	4	14	36 JF00 03	1	34
31 1610 78	11	104	36 JF00 05	2	10
31 2010 79	7	84	36 JF00 06	2	76
31 2010 81	2	24	36 JF00 07	13	40
36 0010 52	6	140	36 JF00 15	7	74
36 0010 55	8	140	36 JF00 16	6	74
36 0010 56	23	142	36 JF00 17	8	74
36 0010 58	2	140	36 JF00 18	14	72
36 0010 60	18	142	36 JF00 19	16	72
36 0010 61	1	140	36 JF00 25	10	8
36 0010 62	9	140	36 JF00 42	2	12
36 3140 04	10	140	36 JF01 13	20	138

Parts Index

Part Number	Figure No.	Page No.	Part Number	Figure No.	Page No.
36 JF01 15	20	138	36 JF01 67	2	76
36 JF01 17	1	12	36 JF01 72	1	24
36 JF01 19	23	138	36 JF01 99	2	88
36 JF01 20	21	138	36 JF02 00	3	88
36 JF01 22	21	138	36 JG00 87	10	140
36 JF01 23	20	138	36 JL00 12	5	100
36 JF01 24	22	138	36 JL00 13	2	52
36 JF01 25	23	138	36 JL00 15	15	60
36 JF01 26	24	138	36 JL00 31	26	106
36 JF01 27	21	138	36 JL00 41	25	62
36 JF01 28	23	138	36 JL01 08	24	138
36 JF01 28	25	138	36 JL01 10	24	138
36 JF01 30	2	26	36 JL01 14	22	138
36 JF01 32	1	24	36 JL01 18	22	138
36 JF01 33	13	14	36 JL01 81	6	140
36 JF01 33	3	36	36 JL01 83	17	132
36 JF01 34	3	6	36 JZ01 21	6	36
36 JF01 35	1	30	37 0043 52	16	142
36 JF01 38	14	92	37 0043 53	17	142
36 JF01 39	4	38	37 2240 18	19	142
36 JF01 40	5	38	37 2540 39	24	142
36 JF01 41	7	38	39 0198 11	13	84
36 JF01 42	8	38	39 0199 11	22	86
36 JF01 46	20	138	39 0239 11	14	64
36 JF01 47	22	138	39 0239 11	19	104
36 JF01 48	23	138	39 0240 11	13	36
36 JF01 49	23	138	39 0242 11	2	64
36 JF01 50	21	138	39 0265 12	11	112
36 JF01 51	24	138	39 0326 15	4	64

Parts Index

Part Number	Figure No.	Page No.
39 0422 15	10	66
39 0454 11	11	58
39 0553 02	12	58
39 0594 17	4	10
39 0694 15	20	84
39 0711 11	22	98
39 0722 11	24	106
39 0738 17	7	40
39 0740 11	25	102
39 0789 12	18	84
39 0807 08	25	86
39 0808 08	5	22
39 0808 08	14	84
39 0900 12	17	70
39 0987 17	5	16
39 0987 17	5	18
39 0992 06	9	20
39 0993 11	3	40
39 0999 06	9	28
39 0999 06	17	30
39 0999 06	4	34
39 1000 06	6	12
39 1000 06	14	24
39 1041 19	2	30
39 1053 15	16	58
39 1180 11	3	90
39 1225 15	24	86
39 1283 21	8	6
39 1507 11	8	126

Part Number	Figure No.	Page No.
39 1537 21	4	84
39 1540 11	19	84
39 1561 21	7	30
39 1660 05	4	6
39 1671 21	20	30
39 1672 04	3	96
39 1673 04	11	10
39 1673 04	22	32
39 1673 04	9	48
39 1674 04	14	6
39 1715 19	4	24
39 1778 02	7	104
39 1902 04	6	22
39 1907 01	8	104
39 1907 01	8	122
39 1943 04	2	50
39 1943 04	15	64
39 1943 04	17	104
39 1943 04	18	104
39 1954 04	19	60
39 1956 04	3	54
39 1956 04	9	126
39 2017 19	1	8
39 2141 24	9	104
39 2141 24	13	116
39 2141 24	2	122
39 2181 06	3	12
39 2181 06	15	24
39 2189 19	4	24

Parts Index

Part Number	Figure No.	Page No.
39 2190 19	3	24
39 2200 11	12	36
39 2295 15	15	46
39 2408 17	4	40
39 2420 01	3	64
39 2427 04	10	90
39 2443 11	3	30
39 2475 04	5	60
39 2475 04	8	84
39 2484 15	12A	122
39 2492 11	11	46
39 2561 20	2	14
39 2561 20	12	24
39 2561 20	8	26
39 2562 20	6	24
39 2608 01	10	6
39 2669 21	10	10
39 2758 21	6A	100
52 JA00 29	6	26
52 JE00 74	1	2
52 JF00 47	1	54
52 JF00 89	13	22
52 JF00 90	2	54
52 JF02 28	4	134
52 JF02 29	4	134
52 JF02 39	7	134
52 JF02 42	8	136
52 JF03 08	8	60
52 JF04 11	1	134

Part Number	Figure No.	Page No.
52 JF04 12	9	136
52 JF04 18	12	136
52 JF04 19	1	134
52 JF04 20	9	136
52 JF04 25	4	134
52 JF04 26	13	136
52 JF04 27	1	134
52 JF04 28	9	136
52 JF04 34	5	134
52 JF04 35	6	134
52 JF04 55	2	134
52 JF04 56	3	134
52 JF04 57	2	134
52 JF04 58	3	134
52 JF04 59	2	134
52 JF04 60	3	134
52 JF05 90	9	136
52 JF05 92	2	134
52 JF05 93	3	134
52 JF05 94	1	134
52 JF05 97	4	134
52 JF05 98	7	134
52 JF06 00	8	136
52 JF06 03	5	134
52 JF06 04	6	134
52 JL00 72	16	66
52 JL09 18	5	134
52 JL09 19	6	134
52 JL09 36	5	134

Parts Index

Part Number	Figure No.	Page No.	Part Number	Figure No.	Page No.
52 JL09 37	6	134	59 0400 50	2	6
52 JL09 92	7	134	59 1500 14	12	14
52 JL09 94	7	134	59 1500 14	5	48
52 JL09 96	8	136	59 2000 36	5	24
52 JL09 98	8	136	59 2000 36	3	26
52 JL10 35	2	60	59 2100 19	16	70
52 JZ02 64	7	22	59 2100 23	16	24
56 JF18 1Y	14	60	59 2100 24	20	16
56 JF38 32	10	136	62 3050 84	22	142
56 JF38 4R	10	136	75 6802 36	20	142
56 JF38 5N	10	136	76 0109 36	14	142
56 JF38 5Y	10	136	76 0109 37	15	142
56 JF39 32	11	136	83 0201 73	7	140
56 JF39 4R	11	136	83 0203 34	1	140
56 JF39 5N	11	136	83 0204 11	1	140
56 JF39 5Y	11	136	83 0204 73	5	140
56 JL01 01	14	60	AA 1014 37	13	30
56 JL02 01	16	60	AN 1013 47	9	70
56 JL3X 1Y	7	60	AN 1110 15	15	50
56 JL3Y 1Y	1	60	AP 2010 25	19	126
56 JL4J 1Y	11	60	BA 1220 03	22	102
56 JL4L 1Y	12	60	BF 5612 19	10	26
59 0200 01	14	104	CS 1011 28	12	10
59 0400 14	17	104	DD 1010 62	13	10
59 0400 31	7	10	DD 1010 97	11	40
59 0400 38	11	24	DD 1110 11	11	50
59 0400 38	23	32	DD 1110 12	13	50
59 0400 38	6	34	DD 1110 18	10	50
59 0400 48	2	84	DD 1412 27	17	100

Parts Index

Part Number	Figure No.	Page No.	Part Number	Figure No.	Page No.
DD 2010 02	12	122	DH 1013 92	14	10
DE 1510 08	1	70	DH 1015 09	3	22
DE 1510 12	2	70	DH 1016 07	4	46
DE 1510 47	3	74	DH 1016 48	14	36
DE 1910 10	10	72	DH 1017 84	13	24
DE 1910 28	7	72	DH 1110 13	18	50
DE 1910 29	6	72	DH 1210 64	9	38
DE 1910 33	15	72	DH 1211 62	13	38
DF 1611 02	11	66	DH 1211 67	6	38
DF 1612 52	16	122	DH 1211 70	16	38
DG 1010 29	9	8	DH 1510 29	17	84
DG 1013 39	3	84	DH 1510 39	10	74
DG 1210 02	12	42	DH 1510 40	28	78
DG 1210 03	8	4	DH 1611 46	15	66
DG 1410 28	26	102	DH 1611 58	12	104
DG 1611 24	2	66	DH 1810 15	16	92
DG 1710 16	4	58	DH 1910 06	11	84
DG 1710 18	5	58	DH 1910 13	6	84
DG 1710 19	6	58	DH 1910 37	21	118
DG 1810 03	28	94	DH 2010 80	3	110
DG 1810 04	27	94	DH 2010 81	12	70
DG 1810 08	25	94	DJ 1010 64	9	46
DG 1910 48	23	86	DJ 1013 05	19	60
DH 1010 48	3	10	DJ 1510 42	16	84
DH 1010 48	5	28	DJ 1510 94	14	70
DH 1012 35	21	18	DJ 1610 69	6	64
DH 1012 64	13	24	DJ 1612 28	8	34
DH 1013 36	20	18	DJ 1612 29	4	104
DH 1013 83	13	30	DJ 1612 29	18	122

Parts Index

Part Number	Figure No.	Page No.	Part Number	Figure No.	Page No.
DJ 1810 87	8	92	DK 1510 82	30	78
DJ 1810 88	7	92	DK 1612 09	5	108
DJ 1810 89	6	92	DK 1810 28	24	94
DJ 1910 26	8	88	DK 1810 50	17	56
DJ 1910 29	2	72	DK 1810 51	18	56
DJ 1910 30	3	72	DK 1810 75	7	56
DJ 1910 31	5	72	DK 1810 76	8	56
DJ 1910 57	1	72	DK 2011 64	22	70
DJ 2010 52	18	126	DK 2011 64	34	78
DJ 2011 09	9	72	DK 2110 07	3	52
DJ 2011 09	23	90	DK 2210 24	2	130
DJ 2012 46	13	90	DL 1610 15	21	106
DJ 2210 19	1	130	DM 1810 10	11	92
DK 1012 37	11	96	DP 1611 45	25	124
DK 1013 40	16	6	DS 1011 17	6	40
DK 1013 40	4	96	DS 1011 54	4	28
DK 1013 52	23	18	DS 1012 15	16	30
DK 1013 66	10	96	DS 1013 55	25	18
DK 1013 86	7	10	DS 1211 26	2	42
DK 1410 28	6A	100	DS 1410 12	19	96
DK 1510 12	5	76	DS 1510 57	5	76
DK 1510 14	29	78	DS 1510 73	9	76
DK 1510 15	7	76	DS 1611 25	5	64
DK 1510 22	14	76	DS 1611 66	15	56
DK 1510 26	2	68	DS 1612 87	6	52
DK 1510 39	1	68	DS 1810 70	10	92
DK 1510 40	5	68	DS 1810 71	14E	92
DK 1510 69	11	72	DS 1810 72	9	92
DK 1510 81	31	78	DS 1910 52	24	90

Parts Index

Part Number	Figure No.	Page No.	Part Number	Figure No.	Page No.
DS 2110 04	16	56	JA 5412 33	2	34
DS 2210 01	10	112	JA 5510 02	4	16
DT 1130 14	23	62	JA 5510 02	4	18
DT 1130 15	24	62	JA 5510 04	9	16
DT 1138 48	15	58	JA 5510 04	9	18
DT 1138 54	3	104	JA 5510 08	18	16
DT 1318 75	6	88	JA 5510 09	19	16
DT 1610 05	15	90	JA 5514 06	2	36
DT 1710 75	19	100	JA 5910 40	15	46
DT 1813 22	10	56	JA 6210 02	5	40
DT 1813 23	10	56	JA 6210 06	8	40
DT 1814 33	18	64	JB 1130 07	12	88
DT 4020 06	6	126	JB 1312 24	22	78
DT 5514 08	7	36	JB 1812 23	5	108
DT 5810 28	4	42	JC 1510 04	18	76
DT 5810 62	5	42	JC 1510 06	20	76
DU 1012 13	21	16	JC 1510 12	23	78
FD 1010 78	10	28	JC 1510 16	8	76
FD 2110 06	5	52	JC 1810 06	21	94
GH 2010 12	4	120	JC 1810 07	20	92
GL 1318 27	10	82	JC 1810 20	23	94
GL 1318 27	9	88	JC 1910 07	28	86
GL 6214 14	6	48	JC 1910 08	26	86
JA 5410 05	15	34	JC 1910 11	27	86
JA 5410 10	4	26	JD 1130 19	35	62
JA 5410 12	15	26	JD 1138 14	12	4
JA 5410 21	9	24	JD 1138 15	13	4
JA 5412 11	8	30	JD 1312 12	7	76
JA 5412 25	9	30	JD 1318 11	8	70

Parts Index

Part Number	Figure No.	Page No.	Part Number	Figure No.	Page No.
JD 1410 03	1	76	JE 5110 40	3	2
JD 1710 59	20	44	JE 5110 47	1	6
JD 1910 06	8	52	JE 5110 53	5	2
JD 3512 06	19	50	JE 5110 60	8	8
JD 4010 07	11	122	JE 5110 78	1	4
JD 4022 12	16	126	JE 5110 85	5	6
JD 4022 17	17	126	JE 5112 08	2	8
JD 5514 00	2	36	JE 5112 09	3	8
JD 5610 04	5	20	JE 5112 12	4	8
JD 5610 06	6	20	JE 5112 13	5	8
JD 5610 11	3	20	JE 5112 21	6	8
JD 5612 04	13	26	JE 5112 25	7	8
JE 3510 18	11	14	JE 5112 33	8	10
JE 3510 18	4	50	JE 5112 34	6	10
JE 3510 25	14	34	JE 5112 41	5	10
JE 3510 25	5	50	JE 5112 51	1	10
JE 3510 35	11	14	JE 5210 16	9	10
JE 3510 35	4	50	JE 5210 30	4	12
JE 3510 36	3	14	JE 5310 33	5	14
JE 3512 12	14	50	JE 5310 40	1	14
JE 3512 36	17	50	JE 5310 52	1	14
JE 3512 38	16	50	JE 5312 02	1	28
JE 3512 43	12	50	JE 5410 28	9	26
JE 3514 00	9	6	JE 5410 63	10	24
JE 3514 03	5	12	JE 5412 08	21	32
JE 3516 00	1	48	JE 5412 13	3	30
JE 5010 46	1	26	JE 5412 28	7	34
JE 5010 71	1	26	JE 5412 34	21	32
JE 5110 38	2	2	JE 5412 40	5	34

Parts Index

Part Number	Figure No.	Page No.	Part Number	Figure No.	Page No.
JE 5412 41	25	32	JE 5512 16	15	16
JE 5412 42	11	30	JE 5512 16	16	18
JE 5412 43	11	34	JE 5514 08	6	30
JE 5412 43	8	50	JE 5514 13	8	36
JE 5412 44	18	30	JE 5514 14	5	36
JE 5412 49	12	30	JE 5514 15	9	36
JE 5412 67	24	32	JE 5514 28	1	36
JE 5412 67	16	136	JE 5610 04	7	20
JE 5412 71	5	30	JE 5610 05	2	20
JE 5510 01	1	16	JE 5610 06	1	20
JE 5510 01	1	18	JE 5612 00	8	22
JE 5512 00	8	16	JE 5710 07	19	30
JE 5512 00	8	18	JE 5710 08	8	28
JE 5512 01	6	16	JE 5710 09	7	28
JE 5512 01	6	18	JE 5712 13	10	30
JE 5512 02	2	16	JE 5712 15	1	96
JE 5512 02	2	18	JE 5712 16	13	96
JE 5512 03	7	16	JE 5712 18	14	96
JE 5512 03	7	18	JE 5712 19	12	96
JE 5512 05	12	16	JE 5712 23	2	96
JE 5512 06	14	16	JE 5712 24	5	96
JE 5512 06	14	18	JE 5712 25	8	96
JE 5512 08	13	16	JE 5712 27	7	96
JE 5512 11	19	18	JE 5712 39	6	96
JE 5512 12	17	18	JE 5712 40	5	96
JE 5512 13	7	14	JE 5810 11	9	42
JE 5512 14	3	28	JE 5810 51	6	42
JE 5512 15	17	16	JE 5810 53	2	4
JE 5512 15	18	18	JE 5810 54	10	4

Parts Index

Part Number	Figure No.	Page No.	Part Number	Figure No.	Page No.
JE 5810 55	7	4	JE 6214 09	3	48
JE 5810 60	4	4	JE 6214 11	14	14
JE 5810 68	8	42	JF 1111 73	1	56
JE 5810 75	9	4	JF 1130 07	21	62
JE 5810 76	18	4	JF 1130 08	23	62
JE 5810 80	1	42	JF 1130 09	2	60
JE 5810 81	25	98	JF 1132 02	1	66
JE 5811 07	2	4	JF 1134 12	5	54
JE 5812 39	14	38	JF 1134 18	1	54
JE 5812 49	1	38	JF 1134 19	2	54
JE 5812 61	17	38	JF 1138 09	34	106
JE 5814 07	3	38	JF 1138 14	20	50
JE 5814 23	11	6	JF 1138 15	16	4
JE 5814 26	13	6	JF 1138 22	24	98
JE 5814 28	2	38	JF 1138 23	3	56
JE 5826 06	20	4	JF 1138 32	5	56
JE 5910 46	8	46	JF 1138 34	11	56
JE 5910 48	1	46	JF 1138 38	13	44
JE 5911 79	2	46	JF 1138 43	22	128
JE 6210 02	1	40	JF 1138 45	34	106
JE 6210 03	10	40	JF 1138 54	4	88
JE 6210 04	9	40	JF 1210 04	22	94
JE 6212 03	12	40	JF 1220 00	1	58
JE 6214 02	2	48	JF 1220 05	3	58
JE 6214 04	10	14	JF 1220 06	10	58
JE 6214 04	3	48	JF 1220 72	3	58
JE 6214 05	7	48	JF 1310 08	11	70
JE 6214 07	2	48	JF 1310 10	1	68
JE 6214 09	10	14	JF 1310 11	3	68

Parts Index

Part Number	Figure No.	Page No.	Part Number	Figure No.	Page No.
JF 1310 11	4	70	JF 1510 27	6	90
JF 1310 16	13	70	JF 1510 31	2	92
JF 1310 18	5	70	JF 1510 32	3	92
JF 1310 20	21	70	JF 1510 33	13	92
JF 1312 06	4	68	JF 1510 34	15	92
JF 1312 09	24	78	JF 1510 35	29	94
JF 1312 10	3	76	JF 1510 36	12	92
JF 1312 22	5	68	JF 1610 01	1	84
JF 1312 33	4	68	JF 1610 02	11	90
JF 1312 33	4	68	JF 1610 09	1	84
JF 1312 36	3	76	JF 1612 01	2	110
JF 1316 00	21	78	JF 1612 02	1	110
JF 1316 01	19	76	JF 1710 01	6	104
JF 1318 00	7	70	JF 1710 04	2A	104
JF 1318 02	12	72	JF 1710 09	2	104
JF 1318 06	1	74	JF 1716 07	9	44
JF 1318 07	8	72	JF 1718 00	11	100
JF 1318 33	7	70	JF 1718 04	12	44
JF 1318 34	1	74	JF 1718 05	18	44
JF 1318 37	17	72	JF 1718 06	19	44
JF 1318 55	11	64	JF 1718 07	16	44
JF 1318 71	10	88	JF 1810 05	4	112
JF 1318 78	9	82	JF 1812 10	19	92
JF 1318 96	30	94	JF 1812 10	18	116
JF 1319 02	1	88	JF 1812 11	1	112
JF 1319 06	1	82	JF 1812 16	16	96
JF 1510 18	1	92	JF 1812 17	17	96
JF 1510 19	18	92	JF 1812 53	3	126
JF 1510 25	2	90	JF 1812 54	21	128

Parts Index

Part Number	Figure No.	Page No.	Part Number	Figure No.	Page No.
JF 1812 87	15	96	JF 4020 00	1	50
JF 1812 89	13	112	JF 4022 31	1	126
JF 1812 90	14	112	JF 4022 42	4	126
JF 1813 31	13	112	JF 4022 43	5	126
JF 1813 32	14	112	JF 4022 49	1	126
JF 1813 40	1	112	JF 4024 00	1	108
JF 1813 49	9	108	JF 4024 08	1	108
JF 1814 02	7	64	JF 5110 52	6	6
JF 1814 03	1	64	JF 5612 04	2	22
JF 1814 09	8	112	JF 5612 05	1	22
JF 1814 35	17	64	JG 1138 06	21	4
JF 1814 35	19	70	JG 1312 19	12	76
JF 1814 64	8	112	JG 1312 20	13	34
JF 1814 66	4	112	JG 1312 20	8	48
JF 1814 67	5	112	JG 1312 20	7	50
JF 1814 68	6	112	JG 1312 20	33	78
JF 2312 14	1	132	JG 1510 22	16	90
JF 2312 15	2	132	JG 1610 08	12	90
JF 2312 18	1	132	JG 1710 29	17	44
JF 2312 19	12	56	JG 1812 35	3	116
JF 2326 12	17	90	JG 1812 36	2	116
JF 2326 12	2	100	JG 1812 38	2	108
JF 2331 24	18	136	JG 1812 55	31	94
JF 4014 03	18	90	JG 1812 59	20	96
JF 4014 16	19	90	JG 1910 06	13	52
JF 4014 21	20	90	JG 1910 08	4	52
JF 4016 00	7	126	JG 2326 01	9	52
JF 4018 02	10	126	JG 2326 06	10	52
JF 4018 03	12	126	JG 4010 36	12	122

Parts Index

Part Number	Figure No.	Page No.	Part Number	Figure No.	Page No.
JG 4018 08	20	126	JL 1130 06	27	62
JG 4020 05	26	128	JL 1130 12	3	60
JG 5312 20	2	28	JL 1130 13	11	60
JG 5514 28	4	36	JL 1130 15	17	60
JG 5514 48	6	36	JL 1130 26	12	60
JG 5514 51	11	36	JL 1130 27	18	60
JG 5514 55	6	36	JL 1130 33	4	60
JG 5710 24	7	24	JL 1130 33	9	84
JG 5810 56	10	42	JL 1130 35	28	62
JG 5910 38	3	46	JL 1130 36	22	62
JG 5910 39	5	46	JL 1130 37	30	62
JH 1318 84	24	70	JL 1130 43	26	62
JH 1710 48	14	44	JL 1130 57	7	60
JH 5412 10	4	30	JL 1130 59	26	62
JH 5510 01	10	18	JL 1132 01	8	66
JH 5510 02	22	18	JL 1132 06	7	66
JH 5512 02	24	18	JL 1132 07	6	66
JH 5512 03	15	18	JL 1132 09	14	66
JH 5512 04	12	18	JL 1132 10	3	66
JH 5512 05	3	18	JL 1132 12	7	66
JH 5512 05	11	18	JL 1138 00	9	122
JH 5512 06	13	18	JL 1138 03	13	122
JH 5610 00	10	20	JL 1138 09	9	56
JH 5822 00	6	4	JL 1138 10	24	124
JK 4018 01	38	106	JL 1138 11	22	124
JL 1110 54	4	54	JL 1138 12	23	124
JL 1111 03	2	56	JL 1138 28	16	58
JL 1130 00	8	60	JL 1138 30	3	44
JL 1130 02	1	60	JL 1138 36	21	50

Parts Index

Part Number	Figure No.	Page No.	Part Number	Figure No.	Page No.
JL 1138 41	24	128	JL 1710 61	16	104
JL 1220 08	13	58	JL 1710 62	15	104
JL 1220 26	14	58	JL 1710 63	9	100
JL 1318 06	2	74	JL 1710 70	33	106
JL 1318 07	4	74	JL 1710 71	32	106
JL 1318 10	15	84	JL 1710 78	20	104
JL 1318 41	9	80	JL 1710 85	21	102
JL 1318 78	10	80	JL 1710 96	24	102
JL 1319 30	27	78	JL 1711 01	5	44
JL 1510 21	1	90	JL 1711 02	7B	44
JL 1510 28	5	90	JL 1718 00	13	100
JL 1510 34	7	90	JL 1718 01	16	100
JL 1510 35	9	90	JL 1718 02	10	100
JL 1510 38	2A	90	JL 1718 03	15	100
JL 1610 03	14	90	JL 1718 10	1	100
JL 1610 05	5	84	JL 1718 23	28	106
JL 1610 06	10	84	JL 1718 24	29	106
JL 1610 10	5	84	JL 1718 37	6	44
JL 1710 18	20	102	JL 1810 08	1	116
JL 1710 19	19	100	JL 1812 03	6	116
JL 1710 20	23	102	JL 1812 09	12	64
JL 1710 24	5	104	JL 1812 14	23	106
JL 1710 35	12	100	JL 1812 19	22	106
JL 1710 37	8	100	JL 1812 20	22	106
JL 1710 38	28	102	JL 1812 21	13	64
JL 1710 40	35	106	JL 1812 36	15	116
JL 1710 49	4	100	JL 1812 37	17	116
JL 1710 57	1	104	JL 1812 41	4	108
JL 1710 60	14	100	JL 1812 45	28	118

Parts Index

Part Number	Figure No.	Page No.	Part Number	Figure No.	Page No.
JL 1812 47	5	116	JL 2328 08	20	124
JL 1812 49	16	116	JL 2330 02	15	136
JL 1812 56	21	98	JL 2332 55	19	138
JL 1812 57	29	118	JL 2332 56	19	138
JL 1812 64	14	126	JL 2332 69	19	138
JL 1812 83	26	118	JL 2332 70	19	138
JL 1812 84	27	118	JL 2332 81	19	138
JL 1812 88	40	106	JL 2332 82	19	138
JL 1812 97	3	112	JL 2333 16	14	136
JL 1813 25	16	64	JL 4010 02	7	122
JL 1814 07	5	112	JL 4010 03	5	120
JL 1814 08	6	112	JL 4010 04	6	120
JL 1814 10	20	114	JL 4010 05	2	120
JL 1814 11	10	64	JL 4010 06	1	120
JL 1910 01	1	52	JL 4010 12	9	116
JL 1910 04	7	52	JL 4010 16	21	124
JL 1910 08	30	106	JL 4014 00	19	90
JL 1910 09	31	106	JL 4014 02	9	66
JL 2312 02	6	132	JL 4014 05	20	90
JL 2312 04	16	132	JL 4014 06	7	84
JL 2312 06	20	132	JL 4022 01	2	126
JL 2312 09	13	132	JL 4022 19	15	6
JL 2314 04	3	132	JL 4026 02	6	100
JL 2314 05	4	132	JL 4036 00	13	66
JL 2316 00	22	90	JL 5412 23	9	34
JL 2316 01	21	90	JL 5412 23	17	136
JL 2326 04	12	52	JL 5412 27	15	30
JL 2328 05	6	122	JL 5614 09	9	22
JL 2328 06	3	122	JL 5614 10	10	22

Parts Index

Part Number	Figure No.	Page No.	Part Number	Figure No.	Page No.
JL 5810 55	11	42	JY 1710 69	11	44
JL 5810 66	5	4	JY 1710 70	5	44
JL 5812 03	15	38	JY 1710 77	1	44
JL 5812 04	10	38	JY 1710 90	7	44
JL 5812 05	11	38	JY 1710 90	7A	44
JL 5812 06	12	38	JY 1718 25	10	44
JL 5911 56	6	46	JY 1812 55	15	112
JL 5911 57	14	46	JY 5410 39	8	20
JL 5911 65	7	46	JY 5410 58	4	24
JL 6012 16	27	98	JY 5810 28	11	4
JN 1312 03	8	76	JZ 1130 61	20	60
JN 1318 12	17	76	JZ 1220 08	8	58
JN 3516 04	13	126	JZ 1220 12	7	58
JU 1318 01	20	70	JZ 1710 55	2	44
JU 1318 02	32	78	JZ 2328 14	27	124
JU 2312 05	12	132	JZ 5510 08	10	16
JU 5910 81	3	46	JZ 5512 05	16	16
JV 5210 06	13	10	JZ 5512 10	3	16
JV 5410 07	23	32	JZ 5512 10	11	16
JV 5410 07	6	34	JZ 5514 12	10	36
JV 5412 17	11	10	JZ 5610 02	4	20
JV 5412 17	9	48	JZ 6210 00	2	40
JV 5412 18	14	6	KA AA06 20	7	88
JW 1318 07	5	74	KA CA08 30	4	122
JW 1318 10	9	74	KA CB05 16	3	100
JW 1812 28	26	98	KA CB06 16	10	132
JW 5612 06	12	22	KA CB06 22	7	132
JY 1138 42	8	44	KA CD05 16	3	100
JY 1510 11	26	94	KA CF05 08	22	4

Parts Index

Part Number	Figure No.	Page No.	Part Number	Figure No.	Page No.
KA CF08 30	4	92	KA DF06 16	4	56
KA CH05 14	6	108	KA DF06 20	3	50
KA CH06 16	9	64	KA DF08 14	9	126
KA CH06 16	10	132	KA DF08 20	8	64
KA CH06 22	7	132	KA DF08 20	18	100
KA CH08 35	19	116	KA DF08 75	19	114
KA DA05 10	10	46	KA DM06 10	7	42
KA DA05 12	36	106	KA DS05 16	12	66
KA DA06 10	9	96	KA DS05 16	37	106
KA DA06 12	18	114	KA DT06 10	13	60
KA DB05 16	12	66	KA DT06 12	8	80
KA DD06 10	17	4	KA DT06 14	10	116
KA DD06 10	10	122	KA EA06 10	4	44
KA DD06 10	17	122	KA ED06 08	29	62
KA DD06 10	23	128	KA ED06 08	5	88
KA DD06 12	27	102	KA ED06 08	27	128
KA DD06 14	11	80	KA ED06 14	11	126
KA DD06 16	36	106	KA ED06 16	23	70
KA DD06 20	6	22	KA ED06 16	35	78
KA DD06 25	26	90	KA ED06 16	3	96
KA DD06 30	14	4	KA ED06 20	11	10
KA DD06 30	13	46	KA ED06 20	9	48
KA DD06 35	12	46	KA ED06 25	14	6
KA DD08 25	26	124	KA EG06 14	3	4
KA DD08 30	13	72	KA EM06 14	11	126
KA DD08 30	2	84	KB AB06 08	12	34
KA DE06 10	13	60	KB AB06 08	9	50
KA DE06 14	10	116	KB BA05 14	14	122
KA DF06 14	25	90	KB BC06 08	12	34

Parts Index

Part Number	Figure No.	Page No.	Part Number	Figure No.	Page No.
KB BC06 08	9	50	KC JD12 12	10	70
KB BJ05 12	3	64	KD AA05 10	2	64
KB BM04 08	18	70	KD AA06 11	13	80
KB RA42 13	25	106	KD AA06 11	11	116
KB RA48 19	19	4	KD AA06 11	25	118
KB RC35 13	12	58	KD AA08 16	32	62
KB UA05 12	18	96	KD AA10 18	14	132
KB UA05 16	12	116	KD BA05 12	7	116
KB UA06 12	27	106	KD BA06 13	8	132
KB UA06 14	17	114	KD BA08 18	36	62
KB UA06 16	14	116	KD BE06 13	8	132
KB UA06 20	16	114	KD DB08 15	11	112
KB UA06 30	3	42	KD DB10 18	15	132
KB UB05 16	8	104	KE CB50 06	14	40
KB UF04 10	7	112	KH AA20 15	14	80
KC AA05 04	3	108	KH AA25 20	33	62
KC AD06 05	9	58	KJ AC18 24	7	6
KC AM06 05	4A	22	KP AC60 05	6	76
KC AM06 05	14	22	KP AF60 04	5	24
KC BD06 04	11	52	KP BB62 02	13	76
KC BD06 04	14	52	KP BB63 01	3	70
KC BD06 05	11	52	KP BB63 02	15	76
KC GA05 05	7	100	KP BC60 04	6	76
KC GA06 06	23	98	KP BC62 02	13	76
KC GA10 10	3	120	KP BC63 02	15	76
KC GD05 05	12A	122	KP BF62 01	7	26
KC GD06 06	15	122	KP BF62 03	8	26
KC GD08 08	11	132	LA C000 16	10	60
KC GF06 06	15	4	LA C000 19	2	58

Parts Index

Part Number	Figure No.	Page No.	Part Number	Figure No.	Page No.
LA C000 20	4	90	LA D001 51	18	100
LA C000 22	10	104	LA E000 05	22	32
LA C000 30	5	122	LA E000 15	5	26
LA C000 31	9	132	LA E000 21	11	88
LA C000 34	8	104	LA E000 21	39	106
LA C000 35	5	132	LA E000 24	10	28
LA C000 36	12	112	LA E000 25	14	26
LA C000 37	9	112	LA E000 26	4	2
LA C000 45	6	60	LA E000 60	3	54
LA C000 52	10	34	LA J000 20	13	56
LA C000 52	6	50	LB R000 02	8	116
LA C000 54	2	112	LB R000 03	13	104
LA C000 59	8	90	LB R000 03	25	106
LA C000 63	18	104	LB S000 02	4	116
LA C000 65	18	132	LB U000 09	8	104
LA C000 69	22	16	LB U000 09	1	122
LA C000 87	9	132	LB U000 39	17	114
LA C000 87	19	132	LB U000 77	16	114
LA C001 28	12	112	LB U000 78	2	112
LA D000 40	5	60	LC B000 03	4	22
LA D000 40	8	84	LC B000 05	11	76
LA D000 65	16	46	LC D000 01	9	14
LA D000 73	4	66	LC G000 14	6	54
LA D000 77	7	80	LC G000 16	14	56
LA D000 77	25	90	LC H000 01	10	66
LA D001 04	6	28	LC J000 02	25	78
LA D001 34	17	66	LC L000 01	21	132
LA D001 35	5	66	LD A000 07	24	106
LA D001 49	10	122	LD A000 12	14	132

